



# CATALOGUE 2021

25 Turnbull Road  
Neerabup, WA 6031  
08 9206 2257  
[sales@dvawa.com.au](mailto:sales@dvawa.com.au)  
[www.dvawa.com.au](http://www.dvawa.com.au)







# TABLE OF CONTENTS

05		Workplace
19		Library
45		Education
69		Seating
113		Tables
130		Contact









# WORKPLACE

## TABLE OF CONTENTS

- 06 | Desks and Workstations
- 09 | Desk Accessories
- 10 | Meeting and Boardroom
- 13 | Storage
- 16 | Training





# DESKS AND WORKSTATIONS



**CLASSIC OFFICE DESK**  
441040

Single Sided Melamine desk with modesty panel.

**Sizes:**  
1800mm W x 900mm D x 730mm H  
1800mm W x 750mm D x 730mm H  
1500mm W x 750mm D x 730mm H  
1200mm W x 600mm D x 730mm H

**Custom Sizing: YES**

**Colours:**  
Laminex Melamine Range A and B



**CLASSIC WORKSTATION**  
441041

Melamine corner workstation - 3 piece construction.

**Sizes:**  
1800mm x 1800mm x 600mm D x 730mm H  
1800mm x 1500mm x 600mm D x 730mm H  
1500mm x 1500mm x 600mm D x 730mm H  
1200mm x 1800mm x 600mm D x 730mm H  
1200mm x 1500mm x 600mm D x 730mm H  
1200mm x 1200mm x 600mm D x 730mm H

**Custom Sizing: YES**

**Colours:**  
Laminex Melamine Range A and B



**EDGE DESK**  
441034

Single Sided Workstation with scallop edge (no screen) and loop legs.

**Sizes:**  
1200mm W x 750mm D x 730mm H  
1500mm W x 750mm D x 730mm H  
1800mm W x 750mm D x 730mm H

**Custom Sizing: YES**

**Colours:**  
Frame: White or Black  
Top: Laminex Melamine Range A and B



**EDGE WORKSTATION**  
441035

Single Sided Corner Workstation with scallop edge (no screen) and loop legs.

**Sizes:**  
1500mm x 1500mm x 750mm x 730mm H  
1800mm x 1500mm x 750mm x 730mm H  
1800mm x 1800mm x 750mm x 730mm H

**Custom Sizing: YES**

**Colours:**  
Frame: White or Black  
Top: Laminex Melamine Range A and B





### CONTOUR DESK

441031

Single Sided Workstation with scallop edge (no screen) and straight legs.

#### Sizes:

1200mm W x 750mm D x 730mm H

1500mm W x 750mm D x 730mm H

1800mm W x 750mm D x 730mm H

Custom Sizing: **YES**

#### Colours:

Frame: White or Black

Top: Laminex Melamine Range A and B



### CONTOUR WORKSTATION

441032

Single Sided Corner Workstation with scallop edge (no screen) and straight legs.

#### Sizes:

1800mm x 1800mm x 750mmD x 730mm H

1800mm x 1500mm x 750mmD x 730mm H

1500mm x 1500mm x 750mmD x 730mm H

Custom Sizing: **YES**

#### Colours:

Frame: White or Black

Top: Laminex Melamine Range A and B



### CONTOUR ADJUSTABLE DESK

441033

Contour height adjustable standalone workstation.

3 Stage Legs - Dual Motors - Built In Anti-Collision Mechanism 100kg Weight Capacity.

#### Sizes:

Height adjustable 645mm-1275mm


Span: 1200mm to 2000mm

Depth: 600mm to 800mm

#### Colours:

Frame: White or Black

Top: Laminex Melamine Range A and B







#### MODEST DESK 441036

Single Sided Workstation with Modesty Panel.

**Sizes:**  
1800mm W x 700mm D x 730mm H  
1500mm W x 700mm D x 730mm H  
1200mm W x 700mm D x 730mm H

Custom Sizing: **YES**

**Colours:**  
Frame: Silver, White or Black  
Top: Laminex Melamine Range A and B



#### MODEST WORKSTATION 441037

Single Sided Corner Workstation with Modesty Panels.

**Sizes:**  
1800mm x 1800mm x 700mm D x 730mm H  
1800mm x 1500mm x 700mm D x 730mm H  
1500mm x 1500mm x 700mm D x 730mm H  
1800mm x 1200mm x 700mm D x 730mm H

Custom Sizing: **YES**

**Colours:**  
Frame: Silver, White or Black  
Top: Laminex Melamine Range A and B



#### MODEST ADJUSTABLE DESK 441028

Open Height Adjustable Workstation. Dual Motors - Built In Anti-Collision Mechanism 100kg Weight Capacity.

**Sizes:**  
Height adjustable 685 - 1205mm  
1200mm to 2000mm span and 600mm to 800mm Depth  
Straight or Corner tops available

**Colours:**  
Frame: White or Black  
Top: Laminex Melamine Range A and B



#### VIDA HEIGHT ADJUSTABLE DESK 441027

Height Adjustable Desk with panelled legs and modesty panel. Includes a memory controller with 3 pre-sets and sedentary alert for ease of use and a built-in anti-collision mechanism for safety.

**Sizes:**  
Height adjustable 685 - 1205mm  
Top: 1800mm x 750mm

Custom Sizing: **YES**

**Colours:**  
Laminex Melamine Range A and B



## DESKS ACCESSORIES



**RAPID RISER**  
B30-854001/2

Height adjustable platform for existing desks.  
Gas spring for smooth adjustment with control levers either side.

**Sizes:**  
Small: 680mm x 590mm  
Medium: 890mm x 590mm  
150 – 500mm Height Adjustment

**Colours:**  
White or Black



**MONITOR ARM**  
B70-854004/5

Made of aircraft aluminium. Screen tilt adjustment.  
Double USB ports. Intergrated cable management.  
Support monitor up to 30".

**Sizes:**  
Single Monitor Arm  
Double Monitor Arm

**Colours:**  
White



**ELEVATE ARM**  
441027

Single monitor arm that attaches to your desk and allows movement of monitor to best suit the user.

**Sizes:**  
180 – 480mm Height Range

**Colours:**  
White or Black



**DESK HOB**  
B30-920007

Rectangular Reception Hob for existing workstation.

**Sizes:**  
1800mm x 350mm x 400mm H  
1500mm x 350mm x 400mm H

**Custom Sizing:** YES

**Colours:**  
Laminex Melamine Range A and B

08 9206 2257  
[sales@dvawa.com.au](mailto:sales@dvawa.com.au)  
[www.dvawa.com.au](http://www.dvawa.com.au)

**DVA**  
Fabrications

# MEETING/BOARDROOM



**CLASSIC BOARDROOM TABLE**  
441042/3

Rectangular melamine boardroom table with centre panel.

**Sizes:**  
2400mm x 1200mm x 730mm H  
3200mm x 1200mm x 730mm H

**Custom Sizing:** YES

**Colours:**  
Laminex Melamine Range A and B



**MODULAR MEETING TABLE**  
441042

Modular mobile flip top stackable tables form many configurations, suiting any meeting space. Joining clips available for purchase.

**Sizes:**  
1500mm x 3000mm x 730mm H  
Each Table: 1500mm x 750mm x 730mm H

**Custom Sizing:** YES

**Colours:**  
Top: Laminex Melamine Range A and B  
Base: Black and Silver



**BELLA BOARDROOM TABLE**  
441019

Sleek rectangular boardroom table with oval shape legs, fully welded and powdercoated.

**Sizes:**  
1800mm W x 900mm D x 750mm H

**Custom Sizing:** YES

**Colours:**  
Frame: Powdercoating Range A and B  
Top: Laminex Melamine Range A and B



**BELLA ROUND MEETING TABLE**  
441018

Sleek round meeting table with oval shape legs, fully welded and powdercoated.

**Sizes:**  
1200mm Dia x 720mm H

**Custom Sizing:** YES

**Colours:**  
Frame: Powdercoating Range A and B  
Top: Laminex Melamine Range A and B







#### RAPID AIR BOARDROOM TABLE 441044

Rectangular melamine boardroom table with polished aluminium legs.

**Sizes:**  
2400mm x 1200mm x 750mm H  
3200mm x 1200mm x 750mm H\*  
\*2-piece top

Custom Sizing: **YES**

**Colours:**  
Frame: Polished aluminium  
Top: Laminex Melamine Range A and B



#### TYPHOON BOARDROOM TABLE 441045

Rectangular melamine boardroom table with black and chrome legs.

**Sizes:**  
2400mm x 1200mm x 750mm H  
3200mm x 1200mm x 750mm H\*  
\*2-piece top

Custom Sizing: **YES**

**Colours:**  
Frame: Black and Chrome  
Top: Laminex Melamine Range A and B



#### METAL FRAME MEETING TABLE 441046

Rectangular melamine boardroom table with silver legs.

**Sizes:**  
1800mm x 900mm x 705mm H  
1800mm x 750mm x 705mm H

Custom Sizing: **YES**

**Colours:**  
Frame: Silver  
Top: Laminex Melamine Range A and B



#### RAPID EDGE FOLDING TABLE 441047

Rectangular folding boardroom table with black and silver legs and castors.

**Sizes:**  
2400mm x 1000mm x 743mm H

Custom Sizing: **YES**

**Colours:**  
Frame: Black and Polished Aluminium  
Top: Laminex Melamine Range A and B

# STORAGE



**WALL UNIT**  
854006

Traditional all melamine construction bookcase and lockable cupboard. 2 shelves in open section and 1 internal shelf.

**Sizes:**  
900mm x 450mm x 1800mm H

**Custom Sizing: YES**

**Colours:**  
Laminex Melamine Range A and B



**CUPBOARD**  
854007

Traditional all melamine construction cupboard, lockable with 4 shelves.

**Sizes:**  
900mm x 450mm x 1800mm H

**Custom Sizing: YES**

**Colours:**  
Laminex Melamine Range A and B



**CREDENZA**  
854008

Credenzas are convenient storage alternatives to bookcases and stationery cupboards. Fully lockable.

**Sizes:**  
1200mm x 730mm x 450mm H  
1500mm x 730mm x 450mm H  
1800mm x 730mm x 450mm H

**Custom Sizing: YES**

**Colours:**  
Laminex Melamine Range A and B



**BOOKCASE**  
854009

Traditional all melamine construction bookcase with adjustable shelves.

**Sizes:**  
900mm x 315mm x 900mm H  
900mm x 315mm x 1200mm H  
900mm x 315mm x 1800mm H

**Custom Sizing: YES**

**Colours:**  
Laminex Melamine Range A and B





#### PIGEON HOLE UNIT 854010

Full melamine construction to compliment office furniture range. 20 Pigeon holes with adjustable shelves

**Sizes:**  
1040mm x 380mm x 1040mm H

**Custom Sizing:** YES

**Colours:**  
Laminex Melamine Range A and B



#### STAFFROOM PIGEON HOLE UNIT 854020

Combined pigeon hole and shelving storage unit. Full melamine construction. Bottom shelving is adjustable. Lockable cupboard doors also available.

**Sizes:**  
900mm x 450mm x 1800mm H

**Custom Sizing:** YES

**Colours:**  
Laminex Melamine Range A and B



#### MOBILE CADDY B30-854015

Flush front mobile pedesal with tambour door section and centre shelf. Fully lockable. Ideal for workstations. Optional seat cushion also available.

**Sizes:**  
1050mm x 460mm x 570mm H

**Custom Sizing:** NO

**Colours:**  
White or Black



#### TAMBOUR CUPBOARD B30-854017

Adjustable feet, easy glide tracks and magnetic slam rail.

**Sizes:**  
900mm x 473mm x 1016mm H  
1200mm x 473mm x 1016mm H  
900mm x 473mm x 1200mm H  
1200mm x 473mm x 1200mm H  
900mm x 473mm x 1981mm H  
1200mm x 473mm x 1981mm H

**Custom Sizing:** NO

**Colours:**  
White or Black



**MOBILE PEDESTAL**  
854011

Lockable with full drawer extension. Suitable A4 Filing. Fifth castor to prevent tilting. Three and Four drawer options available.

**Sizes:**  
447mm x 465mm x 690mm H

**Custom Sizing:** YES

**Colours:**  
Laminex Melamine Range A and B



**METAL MOBILE PEDESTAL**  
B30-854013

Lockable, full extension ball bearing runners. Flush drawer front, fifth wheel for stability. 3 drawers.

**Sizes:**  
460mm x 427mm x 610mm H

**Custom Sizing:** NO

**Colours:**  
White, Black, Grey and Silver



**SUSPENDED DRAWS**  
854012

Fixed lockable suspended drawers. Two and Three drawer options available.

**Sizes:**  
465mm x 447mm x 454mm H

**Custom Sizing:** YES

**Colours:**  
Laminex Melamine Range A and B



**SLIMLINE MOBILE PEDESTAL**  
B30-854014

Ideal for smaller workstations to allow for extra leg room. Lockable, full extension ball bearing runners. Flush drawer front, fifth wheel for stability. 3 drawers.

**Sizes:**  
300mm x 427mm x 610mm H

**Custom Sizing:** NO

**Colours:**  
White





#### METAL FILING CABINET

B30-854016

Metal file storage unit. 30+Kg Per drawer, ball bearing runners.

##### Sizes:

2 drawer - 620mm x 464mm x 675mm H  
3 drawer - 620mm x 464mm x 980mm H  
4 drawer - 620mm x 464mm x 1290mm H

Custom Sizing: **NO**

##### Colours:

White, Black, Grey and Silver



#### FILING CABINET

854027

Full melamine construction. Fully Lockable With Metal Runners.

##### Sizes:

3 drawer - 465mm x 600mm x 990mm H  
4 drawer - 465mm x 600mm x 1300mm H

Custom Sizing: **YES**

##### Colours:

Laminex Melamine Range A and B



#### METAL CUPBOARD

B30-854018

Metal storage unit. Flush lock with 2 keys.

##### Sizes:

2 shelf - 910mm x 450mm x 1015mm H  
3 shelf - 910mm x 450mm x 1830mm H  
4 shelf - 910mm x 450mm x 2000mm H

Custom Sizing: **NO**

##### Colours:

White, Grey and Silver



#### LOCKERS

B30-854019

Metal storage lockers. Riveted construction for extra strength. Vented doors.

##### Sizes:

Height: 1830mm  
Depth: 455mm  
Width:  
Regular - 305mm  
Large - 380mm

Custom Sizing: **NO**

##### Colours:

White or Grey

# TRAINING

## CUSTOM WHITEBOARDS

B60-854026

Heavy-duty custom made Whiteboards.  
With or without aluminium frame.  
Fitment available on request.

### Sizes and Colours:

Manufactured to any size and design.



## PORCELAIN WHITEBOARD

B30-854023

Porcelain surface with aluminium frame, concealed wall fittings, magnetic surface, white.  
Includes Pen Tray.

### Sizes\*:

900mm x 1200mm  
900mm x 1500mm  
900mm x 1800mm  
1200mm x 1500mm  
1200mm x 1800mm  
1200mm x 2100mm  
\* More sizes available

Custom Sizing: **YES**



## MOBILE WHITEBOARD

B30-854024

Porcelain whiteboard surface, double sided, pivoting, magnetic surface, white.  
Includes Pen Tray and Magnets  
Aluminium frame, Heavy-duty steel mobile stand.

### Sizes:

1200mm x 900mm  
1500mm x 1200mm  
1800mm x 1200mm

Custom Sizing: **YES**



## TEACHER BUDDY

854025

Erasable whiteboard, with lockable drawer and adjustable shelf, on lockable castors. Perfect teachers companion for in class learning.

### Sizes:

480mm x 800mm x 580mm H

Custom Sizing: **YES**

### Colours:

Frame:  
Laminex Melamine Range A and B



08 9206 2257

| [sales@dvawa.com.au](mailto:sales@dvawa.com.au)

| [www.dvawa.com.au](http://www.dvawa.com.au)





#### GLASSBOARD B30-854022

Wall mounted, stainless steel fittings, stain free non-porous high quality 4mm toughened glass, white. Magnetic surface, magnets and clear pen tray included. Galvanised steel backing, 25mm stainless steel stand mounts.

**Sizes\*:**  
900mm x 1200mm  
1200mm x 1500mm  
1200mm x 2100mm  
\* More sizes available

**Custom Sizing:** YES



#### PINBOARD B60-854021

Heavy duty custom made pinboards. With or without ali frame. Vertiface velour & classic fabric selection. Fitment available on request POA.

**Sizes:**  
Manufactured to any size.

**Custom Sizing:** YES

**Colours:**  
Vertiface velour fabric range



#### MOBILE TEACHERS POD B70-446007

Mobile teachers podium workstation is suitable for any classroom. Heavy duty starbase with castors.

**Sizes:**  
Top: 600mm x 600mm  
Gas Lift: 750mm – 1050mm.

**Custom Sizing:** NO

**Colours:**  
White or Black



#### MOBILE EDUCATOR 446008

Mobile teachers podium workstation, suitable for any classroom. Total of 4 drawers (1 lockable). Mobile on lockable castors for easy moving

**Sizes:**  
500mm x 450mm x 1200mm H

**Custom Sizing:** YES

**Colours:**  
Laminex Melamine Range A and B










# LIBRARY

## TABLE OF CONTENTS

- 21 | Library Design
- 22 | Shelving
- 27 | Bayend Panels
- 29 | Shelving Accessories
- 30 | Book Display and Storage
- 39 | Study Carrels
- 40 | Trolleys
- 44 | Service Pods









# LIBRARY DESIGN

LIBRARY DESIGN  
456007

Gone are the days of “silent book chambers”. Prevailing school libraries now enhance and support students. Offering stimulating teaching and learning environments.

DVA specialises in the furniture supporting this unique atmosphere and it's activities. From the draft design and planning, to the manufacturing and finally the delivery. We are proud to have been part of the libraries which will nourish young minds of the future.

Contact us now for your free no-obligation quote.

# SHELVING



**SASSY SINGLE SIDED SHELVING**  
425004

Straight single sided melamine constructed shelving. White internal shelves and specified colour for the external covering. Includes 6 flat adjustable shelves.

**Sizes:**

900mm x 350mm x 900/1200/1500mmH  
1800mm x 350mm x 900/1200/1500mmH  
2700mm x 350mm x 900/1200/1500mmH

Custom Sizing: **YES**

**Colours:**

Internal: White  
External: Laminex Melamine Range A and B



**SASSY MOBILE SHELVING**  
425005

Straight double sided melamine constructed shelving. White melamine used for internal shelves with your choice of melamine colour for the external covering. Clear acrylic centre panel. Includes 6 flat adjustable shelves. On lockable castors.

**Sizes:**

900mm x 600mm x 900/1200/1500mmH  
1800mm x 600mm x 900/1200/1500mmH  
2700mm x 600mm x 900/1200/1500mmH

Custom Sizing: **YES**

**Colours:**

Internal: White  
External: Laminex Melamine Range A and B





**SASSY PICTURE BOOK SHELVING  
DOUBLE BAY SINGLE SIDED  
425001**

Picture book shelving combines display with faceout shelving, perfect for picture books.

**Sizes:**  
1800mm x 350mm x 1200mm H

**Custom Sizing:** NO

**Colours:**  
Laminex Melamine Range A and B



**SASSY PICTURE BOOK SHELVING  
SINGLE BAY DOUBLE SIDED  
425002**

Picture book shelving combines display with faceout shelving, perfect for picture books. Mobile on lockable castors.

**Sizes:**  
900mm x 600mm x 1200mm H

**Custom Sizing:** NO

**Colours:**  
Laminex Melamine Range A and B



**SASSY PICTURE BOOK SHELVING  
SINGLE BAY SINGLE SIDED  
425003**

Picture book shelving combines display with faceout shelving, perfect for picture books.

**Sizes:**  
900mm x 350mm x 1200mm H

**Custom Sizing:** NO

**Colours:**  
Laminex Melamine Range A and B



**FOCUS BOOKCASE  
421008**

Single sided shelving with top display shelf and one adjustable shelf.

**Sizes:**  
2400mm x 350mm x 900mm H

**Custom Sizing:** NO

**Colours:**  
Laminex Melamine Range A and B



### TWIST SHELVING 423001/2

Curved melamine shelving. Double bay, double sided with clear acrylic centre panel. White internal shelves and specified colour external. Four shelves per bay equally spaced. On lockable castors or legs.

**Sizes:**  
1300mm x 600mm x 1200mm H  
1300mm x 600mm x 1500mm H

**Custom Sizing:** NO

**Colours:**  
Laminex Melamine Range A and B



### ESTANTE MOBILE SHELVING 423003

Mobile double sided melamine shelving. One or Two adjustable shelves per bay and top display shelf. Two toned colours. On lockable castors.

**Sizes:**  
1800mm x 500mm x 1200mm H  
1800mm x 500mm x 1500mm H

**Custom Sizing:** YES

**Colours:**  
Main and Ribbon Colour:  
Laminex Melamine Range A and B



### FIZZ TRIPLET SHELVING 425100

Melamine faceout display shelving with curved end units.

**Sizes:**  
2550mm x 2320mm x 1220mm H

**Custom Sizing:** NO

**Colours:**  
Laminex Melamine Range A and B





#### SINGLE SIDED BOOKCASE 421005/6

Single sided melamine library shelving with 4 adjustable shelves per bay. Black metal base standard.

**Sizes:**  
Single Bay:  
900mm x 300mm x 1645mm H  
Double Bay:  
1800mm x 300mm x 1645mm H

**Custom Sizing:** YES

**Colours:**  
Laminex Melamine Range A and B



#### DOUBLE SIDED BOOKCASE 421003/4

Double sided melamine library shelving with 4 adjustable shelves per bay. Black metal base standard.

**Sizes:**  
Single Bay:  
900mm x 500mm x 1645mm H  
Double Bay:  
1800mm x 500mm x 1645mm H

**Custom Sizing:** NO

**Colours:**  
Laminex Melamine Range A and B



#### BIG BOOK BOOKCASE 421010

Big books or games storage with 9 compartments.

**Sizes:**  
600mm x 400mm x 1600mm H

**Custom Sizing:** NO

**Colours:**  
Laminex Melamine Range A and B



#### BIG BOOK CUPBOARD 421009

Big books or games storage with 12 internal compartments. White cupboard with selected colour doors.

**Sizes:**  
1320mm x 500mm x 1500mm H

**Custom Sizing:** NO

**Colours:**  
Laminex Melamine Range A and B





#### METAL SHELVING 424001

Metal library shelving. Single or Double sided. Available with flat or display shelves. Metal canopy top available on request.

##### Sizes:

Heights: 1200mm, 1500mm and 1800mm

Bay Width: 900mm

Depth: Single sided - 360mm (Up to 10 bays long)  
Double sided - 660mm (Up to 3 bays long)

Custom Sizing: **NO**

##### Colours:

Off White or Black



#### MOBILE METAL SHELVING 424002

Metal library shelving on lockable castors. **Double sided only**. Available with flat or display shelves. Metal canopy top available on request. Optional melamine bay ends and canopy top available.

##### Sizes:

Heights: 1300mm, 1600mm and 1900mm

Bay Width: 900mm

Depth: Double sided - 660mm (Up to 3 bays long)

Custom Sizing: **NO**

##### Colours:

Off White or Black

# BAYEND PANELS



**CIRQUE BAYEND PANELS**  
430001

Unique designed bay end panels  
Created and manufactured to specific request.

**Sizes:**  
Custom made to fit any shelving

**Custom Sizing: YES**

**Colours:**  
Laminex Melamine Range A and B



**TABLET BAYEND PANEL**  
430002

Tablet bay end panels for students to self search. Removable laptop / display shelf.

**Sizes:**  
Custom made to fit any shelving or fitted onto a wall

**Custom Sizing: YES**

**Colours:**  
Laminex Melamine Range A and B



**PLAIN BAYEND PANEL**  
430004

Plain bay end panels update shelving to create a designer look.

**Sizes:**  
Custom made to fit any metal or melamine shelving

**Custom Sizing: YES**

**Colours:**  
Laminex Melamine Range A and B



**SLATTED BAYEND PANEL**  
430003

Slatted Bay End panels are the perfect space to display new books or a collection of books. Five slots on each panel at any interval. Acrylic Holders sold separately

**Sizes:**  
Custom made to fit any metal or melamine shelving

**Custom Sizing: YES**

**Colours:**  
Laminex Melamine Range A and B





### ARC SLATTED BAYEND PANELS 430006

Contrasting coloured panels update shelving to create a designer look. Four slots on each panel at any interval. Acrylic Holders sold separately.

#### Sizes:

Custom made to fit any metal or melamine shelving

Custom Sizing: **YES**

#### Colours:

Straight and Curved Panel:  
Laminex Melamine Range A and B



### SIGNPOST BAYEND PANEL 430008

Display shelf bay end panels are the perfect space to display new books or signage for your library. Half slots at any interval and your choice of engraved wording. Acrylic Holders sold separately.

#### Sizes:

Custom made to fit any shelving

Custom Sizing: **YES**

#### Colours:

Bayend: Laminex Melamine Range A and B  
Engraving: White or Black



### SHELVING ENCASING 430101

Melamine shelving encasing gives metal shelving a timber bookcase appearance. Bay end panels on both ends with the melamine canopy top creates a perfect display area on lower shelving.

#### Sizes:

Custom made to fit any shelving

Custom Sizing: **YES**

#### Colours:

Laminex Melamine Range A and B



# SHELVING ACCESSORIES



## ACRYLIC DISPLAY ACCESSORIES

B90-435000

Full range of acrylic display holders available.

### Styles:

Including but not limited to:

- Sign/Poster Holders
- Faceout Book Display Shelves
- Angled Display Shelves
- DL/A5/A4 Brochure Holders - for both Slatwall and Free Standing

Contact DVA for a full range of products.



## METAL SHELVING ACCESSORIES

424003

Full range of metal shelving accessories available.

### Styles:

Including but not limited to:

- Metal Book Ends
- Browser Bins
- Angled Display Shelves
- Base Up-tilt Shelving
- Metal Canopy Tops

Contact DVA for a full range of products.



# BOOK DISPLAY & STORAGE



**BOUGH TREE**  
452035

Large display wall tree. Branches act as shelves to display books or artwork.

**Sizes:**  
Made to fit space.

**Custom Sizing:** YES

**Colours:**  
Rawply Birch



**SHOWCASE TREE**  
453002

Show stopper with white 3D shelves. Coloured melamine tree with white display shelves. Must be secured to wall.

**Sizes:**  
1200mm x 300mm x 2200mm H

**Custom Sizing:** NO

**Colours:**  
Tree: Laminex Melamine Range A and B  
Branches: White



**TREE BOOK DISPLAY**  
452001

Coloured melamine tree with display shelves and contrasting edging. Must stand against a wall for support.

**Sizes:**  
600mm x 400mm x 1600mm H

**Custom Sizing:** NO

**Colours:**  
Laminex Melamine Range A and B



**TREE BAYEND PANEL**  
430005

Contrasting colours update shelving to produce a designer look. The branches serve as shelves for book or artwork display.

**Sizes:**  
Custom made to fit any metal or melamine shelving.

**Custom Sizing:** YES

**Colours:**  
Bayend: Laminex Melamine Range A and B  
Tree: White



### VIBRANT SPINNER 451001

Vibrant children's spinner is a four tier book display and storage, made from acrylic and melamine. Perfect for series books.

**Sizes:**  
400mm x 400mm x 1500mm H  
Each opening: 270mm H x 145mm W

**Custom Sizing:** NO

**Colours:**  
Multi coloured – Red, Yellow & Blue  
Position of colours will vary product to product.



### FICTION SPINNER 451002

Four tier book display and storage, made from acrylic and melamine. Perfect for series books.

**Sizes:**  
400mm x 400mm x 1500mm H  
Each opening: 270mm H x 145mm W

**Custom Sizing:** NO

**Colours:**  
Laminex Melamine Range A and B  
Single colour only.



### PICTURE BOOK SPINNER 451003

4 Tier Picture Book display for larger books. Made up of acrylic and melamine.

**Sizes:**  
640mm x 640mm x 1700mm H  
Each opening: 315mm H x 225mm W

**Custom Sizing:** NO

**Colours:**  
Laminex Melamine Range A and B  
Single colour only.



### DVD SPINNER 451004

5 tier DVD display. Made up of acrylic and melamine.

**Sizes:**  
400mm x 400mm x 1500mm H  
Each opening: 270mm H x 145mm W

**Custom Sizing:** NO

**Colours:**  
Laminex Melamine Range A and B  
Single colour only.



**PICTURE BOOK BUDDY**  
452034

Mobile Picture book shelving combines display with face out cover shelving perfect for picture books.

**Sizes:**  
1000mm x 450mm x 1000mm H

**Custom Sizing:** YES

**Colours:**  
Laminex Melamine Range A and B



**PEE WEE DISPLAY**  
452024

Melamine three tier single sided display unit. Fitted with lockable carpet castors. Perfect to go at the end of shelving stacks.

**Sizes:**  
600mm x 400mm x 900mm H

**Colours:**  
Laminex Melamine Range A and B



**FUNKY BOOK DISPLAY**  
441027

Three face out curved tiered display shelves with bottom spine out shelves.

**Sizes:**  
900mm x 600mm x 1000mm H

**Colours:**  
Laminex Melamine Range A and B



**CURVED DISPLAY UNIT**  
452022/3

Curved book display unit with four tiers. Face out picture book display perfect for younger readers. Can be fitted with lockable carpet castors

**Sizes:**  
Single sided: 1200mm x 500mm x 1000mm H  
Double sided: 900mm x 600mm x 1000mm H

**Custom Sizing:** YES

**Colours:**  
Laminex Melamine Range A and B

08 9206 2257  
sales@dvawa.com.au  
www.dvawa.com.au





**PYRAMID DISPLAY**  
452028

Melamine three tier book or artwork display pyramid. Perfect for library or classrooms.

**Sizes:**  
900mm x 900mm x 1200mm H

**Custom Sizing:** YES

**Colours:**  
Laminex Melamine Range A and B



**CORNER DISPLAY SHELVES**  
452030

Three tier corner display unit. Castors optional.

**Sizes:**  
300mm x 300mm x 1000mm H

**Custom Sizing:** YES

**Colours:**  
Laminex Melamine Range A and B



**PRIMARY BOOK CUBE**  
452031

Three tier primary/picture book storage. 2 sides face out and 2 sides spine out.

**Sizes:**  
500mm x 500mm x 900mm H

**Custom Sizing:** NO

**Colours:**  
Laminex Melamine Range A and B



**ARCH DISPLAY POD**  
452011

Double-sided book display with four shelves per side. Coloured side panels with white shelves. Acrylic A4 landscape sign included

**Sizes:**  
900mm x 600mm x 1500mm H

**Colours:**  
Laminex Melamine Range A and B



### SECTIONAL BROWSER BOX 453005

Sectional browser box with four faceout browser book compartments and four bottom storage compartments for books or games. Mobile on lockable castors.

**Sizes:**  
650mm x 650mm x 650mm H

**Custom Sizing:** YES

**Colours:**  
Laminex Melamine Range A and B



### CLEAR VIEW BROWSER BOX 453006

Clear 10mm acrylic panels allows full view of book covers. Sectional browser box with four faceout browser book compartments. Flat bottom shelf for books or games. On lockable castors.

**Sizes:**  
680mm x 680mm x 540mm H

**Custom Sizing:** YES

**Colours:**  
Laminex Melamine Range A and B



### METAL STAND BROWSER BOX 453007

Mobile browser box with four faceout book compartments. Stands on a powdercoated metal frame with castors.

**Sizes:**  
650mm x 650mm x 650mm H

**Custom Sizing:** YES

**Colours:**  
Metal Frame:  
Powdercoating Range A and B  
Browser Boxes:  
Laminex Melamine Range A and B



### FACE OUT BROWSER BOX 453008

Mobile browser trolley with six face out book compartments and bottom open storage.

**Sizes:**  
1000mm x 500mm x 650mm H

**Custom Sizing:** YES

**Colours:**  
Laminex Melamine Range A and B



**TAS BROWSER BOX**  
453002

The TAS browser box (Take A Seat) is a fun addition to your library. Melamine browser box with 8 compartments. Fitted with lockable castors.

**Sizes:**  
650mm x 650mm x 650mm H

**Custom Sizing:** NO

**Colours:**  
Laminex Melamine Range A and B



**TAS BROWSER BOX - CURVED SEAT**  
453003

Melamine browser box and seat with 9 compartments. Fitted with lockable castors. Kids can "Take A Seat" and read.

**Sizes:**  
1250mm x 650mm x 650mm H

**Custom Sizing:** NO

**Colours:**  
Laminex Melamine Range A and B

**TAS BROWSER BOX - SQUARE SEAT**  
453004

Melamine browser box and seat with 10 compartments. Fitted with lockable castors. Kids can "Take A Seat" and read.

**Sizes:**  
1250mm x 650mm x 650mm H

**Custom Sizing:** NO

**Colours:**  
Laminex Melamine Range A and B



08 9206 2257  
sales@dvawa.com.au  
www.dvawa.com.au





#### DOUBLE DECKER BROWSER BOX 453009

Mobile two tier face out browser trolley. Twelve face out book compartments.

**Sizes:**  
1000mm x 500mm x 900mm H

**Custom Sizing:** NO

**Colours:**  
Laminex Melamine Range A and B



#### MOBILE LOW BROWSER BOX 453011

Mobile browser box with six book compartments. Low to the ground for smaller children.

**Sizes:**  
1000mm x 650mm x 350mm H

**Custom Sizing:** NO

**Colours:**  
Laminex Melamine Range A and B



#### BIG BOOK CUBE 453014

Mobile melamine big book cube. Three tiered compartments, on lockable castors.

**Sizes:**  
550mm x 500mm x 600mm H

**Custom Sizing:** NO

**Colours:**  
Laminex Melamine Range A and B



#### STUDENT PIGEON HOLE UNIT 453012

Mobile student pigeon hole unit. Can be used for book and bag storage.

**Sizes:**  
Made to fit any sizing.

**Custom Sizing:** YES

**Colours:**  
Laminex Melamine Range A and B



### MOBILE MAGAZINE CUBBY 450092

Mobile magazine cubby displays and stores 12 magazine titles. Flip up and retract acrylic display shelf for current issue. Cubby for back issue storage. Mobile on lockable castors

**Sizes:**  
1010mm x 400mm x 1300mm H  
Compartments: 250mm H x 310mm D x 230mm W

**Custom Sizing:** NO

**Colours:**  
Laminex Melamine Range A and B



### MAGAZINE CUBBY 450090

Magazine cubby displays and stores 16 magazines titles. Flip up and retract display shelf. Melamine display shelves available, Acrylic display shelves standard.

**Sizes:**  
1010mm x 400mm x 1300mm H  
Compartments: 250mm H x 310mm D x 230mm W

**Custom Sizing:** NO

**Colours:**  
Laminex Melamine Range A and B



### MOBILE MAGAZINE SHELVING 452036

Melamine construction with 10mm acrylic dividers. Double-sided mobile unit. On lockable castors.

**Sizes:**  
Made to fit space.

**Custom Sizing:** YES

**Colours:**  
Laminex Melamine Range A and B





#### ISLAND DISPLAY UNIT 455001

Double sided slatted island display unit with square base.

Sizes:  
500mm x 500mm x 1500mm H

Custom Sizing: **YES**

Colours:  
Laminex Melamine Range A and B



#### REVOLVING IMPULSE STAND 455002

Double sided slatted display panel with round base.

Sizes:  
400mm x 400mm x 1500mm H

Custom Sizing: **YES**

Colours:  
Laminex Melamine Range A and B



#### REVOLVING FOUR-SIDED DISPLAY STAND 455003

Two sides are slatted to use acrylic brochure holders and two sides are fabric panels to use pins or velcro.

Sizes:  
500mm x 500mm x 1700mm H

Custom Sizing: **YES**

Colours:  
Laminex Melamine Range A and B



#### MOBILE ISLAND GONDOLA 455004

Double sided slatted centre panel with two slatted end panels on lockable castors.

Sizes:  
1700mm x 500mm x 1500mm H

Custom Sizing: **YES**

Colours:  
Laminex Melamine Range A and B



## STUDY CARRELS



**STUDY CARREL**  
444002

Melamine Study Carrel with straight end panels. Full melamine construction.

Sizes:  
900mm x 600mm x 1130mm H

Custom Sizing: **YES**

Colours:  
Laminex Melamine Range A and B



**STUDY CARREL CURVED**  
444001

Melamine Study Carrel with curved end panels. Full melamine construction.

Sizes:  
900mm x 600mm x 1130mm H

Custom Sizing: **YES**

Colours:  
Laminex Melamine Range A and B



**SLIM LINE OPAC STAND**  
444003

Slimline Opac Standing Study Carrel. Perfect for laptops and tablets

Sizes:  
600mm x 600mm x 900mm H

Custom Sizing: **YES**

Colours:  
Laminex Melamine Range A and B

For a full range of  
library tables,  
please see the **TABLES**  
section of the catalogue.

# TROLLEYS



**SLOPING METAL BOOK TROLLEY**  
851001

Heavy duty sloping metal book trolley. Two sloping shelves with divider bar. Fully welded trolley made in WA.

**Sizes:**  
750mm x 460mm x 1050mm H  
Shelf: 750mm W x 410mm D

**Custom Sizing:** NO

**Colours:**  
Powdercoating Colours Range A and B



**SLOPING BAYEND TROLLEY**  
851002

Heavy duty sloping bay end metal book trolley. Two sloping shelves with one flat shelf. Fully welded trolley made in WA.

**Sizes:**  
550mm x 460mm x 1050mm H  
Shelf: 500mm W x 410mm D

**Custom Sizing:** NO

**Colours:**  
Powdercoating Colours Range A and B



**FLAT METAL BOOK TROLLEY**  
851003

Heavy duty flat metal book trolley. Three flat shelves with heavy duty 125mm castors. Fully welded trolley made in WA.

**Sizes:**  
750mm x 460mm x 1050mm H  
Shelf: 750mm W x 410mm D

**Custom Sizing:** NO

**Colours:**  
Powdercoating Colours Range A and B



**FLAT BAYEND TROLLEY**  
851004

Heavy duty flat metal book trolley. Three flat shelves with heavy duty 125mm castors. Fully welded trolley made in WA.

**Sizes:**  
550mm x 460mm x 1050mm H  
Shelf: 500mm W x 410mm D

**Custom Sizing:** NO

**Colours:**  
Powdercoating Colours Range A and B



**SINGLE SIDED METAL TROLLEY**  
851005

Heavy duty single sided metal book trolley. Two sloping shelves with one flat shelf. Fully welded trolley made in WA.

**Sizes:**  
750mm x 350mm x 1050mm H  
Shelf: 700mm W x 350mm D

**Custom Sizing:** NO

**Colours:**  
Powdercoating Colours Range A and B



**SINGLE SIDED BAYEND TROLLEY**  
851006

Heavy single sided bay end metal book trolley. Two sloping shelves with one flat shelf. Fully welded trolley made in WA.

**Sizes:**  
550mm x 350mm x 1050mm H  
Shelf: 500mm W x 410mm D

**Custom Sizing:** NO

**Colours:**  
Powdercoating Colours Range A and B



**WIRE BASKET TROLLEY - 2 BASKET**  
851007

General purpose trolley with 75mm carpet castors. Two wire baskets. Fully welded trolley made in WA. Available with Heavy Duty 125mm castors.

**Sizes:**  
400mm x 500mm x 980mm H  
Shelf: 400mm x 500mm x 200mm H

**Custom Sizing:** NO

**Colours:**  
Powdercoating Colours Range A and B



**MULTI PURPOSE TROLLEY**  
851009

The flat three shelves makes for versatile multipurpose use. Fitted with 125mm heavy duty castors.

**Sizes:**  
750mm x 460mm x 1050mm H

**Custom Sizing:** NO

**Colours:**  
Powdercoating Colours Range A and B





#### QUICK PIC BOOK TROLLEY 853001

Sloping melamine book trolley. Three sloping shelves in white. Specified colour on the ends.

**Sizes:**  
700mm x 450mm x 910mm H

**Custom Sizing:** NO

**Colours:**  
Laminex Melamine Range A and B



#### SLOPING MELAMINE BOOK TROLLEY 853002

Sloping melamine book trolley. Steel frame construction with melamine two sloping shelves and one flat shelf.

**Sizes:**  
750mm x 460mm x 1050mm H  
Shelf: 635mm W x 410mm D

**Custom Sizing:** NO

**Colours:**  
Laminex Melamine Range A and B



#### FLAT MELAMINE BOOK TROLLEY 853003

Flat melamine book trolley. Steel frame construction with melamine three flat shelves.

**Sizes:**  
750mm x 460mm x 1050mm H  
Shelf: 635mm W x 410mm D

**Custom Sizing:** NO

**Colours:**  
Laminex Melamine Range A and B



#### TOTE TROLLEY 853017

Melamine tote trolley made to fit 18 Shallow gratnell trays. Fitted with lockable castors. Tote trays additional cost.

**Sizes:**  
1100mm x 455mm x 860mm H

**Custom Sizing:** YES

**Colours:**  
Laminex Melamine Range A  
Trays: Clear, Red, Dark Blue, Light Blue, Green or Yellow.



#### BOOK RETURN DUMP TROLLEY 853006

Book return dump trolley with spring loaded depressible lid. Mobile with carpet castors.

**Sizes:**  
600mm x 600mm x 680mm H

**Custom Sizing:** NO

**Colours:**  
Laminex Melamine Range A and B



#### LOCKABLE DUMP TROLLEY 853007

Mobile lockable dump trolley with spring depressible top. Lockable hinged lid with stays. Book opening with aluminium frame. On lockable castors.

**Sizes:**  
700mm x 700mm x 1000mm H

**Custom Sizing:** NO

**Colours:**  
Laminex Melamine Range A and B



#### LEGO TROLLEY 853009

Building bricks play and storage. Building Pads enlaved into top with tub storage. On lockable castors. Three shallow tubs and three extra deep tubs included.

**Sizes:**  
750mm x 460mm x 900mm H

**Custom Sizing:** NO

**Colours:**  
Laminex Melamine Range A and B



## SERVICE PODS



**SERVICE PODS**  
456002

Mobile Service Pods designed and created by DVA. Includes lockable computer storage. Fitted with lockable castors.

**Sizes:**

- 1 Level Round - 900mm Diameter x 900mm H
- 2 Level Round - Level 1 - 900mm Diameter x 900mm H, Level 2 - 600mm Diameter x 700mm H
- 1 Level Half Round - 900mm L x 450mm D x 900mm H
- 1 Level Oval - 1200mm L x 500mm D x 900mm H

Custom Sizing: **NO**

**Colours:**

Laminex Melamine Range A and B

08 9206 2257

| [sales@dvawa.com.au](mailto:sales@dvawa.com.au)

| [www.dvawa.com.au](http://www.dvawa.com.au)

**DVA**  
Fabrications





# EDUCATION

## TABLE OF CONTENTS

Admin and Reception		47
Staff Room		49
Sick Bay		51
Classroom Design		52
Teachers Furniture		53
Student Tables		54
Classroom Furniture		55
Student Chairs		56
Early Learning		57
Early Learning Seating		59
Dramatic Play		60
Floor Cushions		64
Carpets		65







# ADMIN/RECEPTION

## ADMIN/RECEPTION SPACE DESIGN 456005

The furniture and décor of the admin building needs to welcome visitors and students, being the first reflection of any school.

Our manufacturing ability allows us to create furniture and storage solutions to meet the unique needs of this busy workspace.

Contact us now for your free no-obligation quote.







#### ADMIN LETTER BOXES - FREE STANDING 853012

Lockable form/money collection boxes. Features 3 lockable cupboards with aluminium collection slots. Free standing unit.

**Sizes:**  
1000mm x 300mm x 1000mm H

**Custom Sizing:** YES

**Colours:**  
Laminex Melamine Range A and B




#### ADMIN LETTER BOXES - WALL MOUNTED 853013

Lockable form/money collection boxes. Features 3 or 4 lockable cupboards and aluminium collection slots at the top. Acrylic sign holders included, can be updated to A5 size.

**Sizes:**  
3 slots - 1000mm x 300mm x 1000mm H  
4 slots - 1200mm x 300mm x 1000mm H

**Custom Sizing:** YES

**Colours:**  
Laminex Melamine Range A and B



#### PARENT CONSOLE/WRITING TABLE 441022

Melamine table with 4 draws and 4 legs. Standing height to allow for users to fill out forms etc.

**Sizes:**  
1500mm x 460mm x 930mm H

**Custom Sizing:** YES

**Colours:**  
Top: Laminex Melamine Range A and B  
Legs: Powdercoating colours Range A and B

ASK US ABOUT OUR  
BESPOKE OFFICE  
FURNITURE

08 9206 2257

| sales@dvawa.com.au

| www.dvawa.com.au

**DVA**  
Fabrications

# STAFF ROOM

## STAFF ROOM DESIGN 456006

The place for staff to connect, recharge, collaborate, obtain advice and support is one of the most important rooms of a school.

Long neglected, this is a space which supports the most important aspect of any and all schools - the Teachers.

DVA creates flexible, collaborative furniture to meet the diverse requirements of this space. Approaching each project with enthusiasm and passion.

Contact us now for your free no-obligation quote.











## MEDI MOBILE SICK BED 853010

Mobile sick bed on lockable castors. Includes lockable storage drawers. Commercial easy clean anti bacterial vinyl. Unique to DVA - Australian made

### Sizes:

Junior - 1500mm x 750mm x 650mm H  
Senior - 1800mm x 750mm x 650mm H

Custom Sizing: **NO**

### Colours:

Laminex Melamine Range A and B  
Vinyl Range A and B

## MEDI MOBILE STORAGE CUPBOARD 853014

Lockable mobile medical storage cupboard. Option of shelves or drawers. On lockable castors. Unique to DVA - Australian made

### Sizes:

900mm x 550 mm x 900mm H

Custom Sizing: **NO**

### Colours:

Laminex Melamine Range A and B

# CLASSROOM DESIGN

## CLASSROOM DESIGN 456008

Having young children ourselves, this is a part of our business we love the most.

We aim to create classroom furniture that encourages communication, collaboration and engagement.

With contemporary and ergonomic designs in mind, DVA classroom furniture can help you create a cohesive and functional learning space for any age group.

Learning should be an adventure for all students.

Contact us now for your free no-obligation quote.



## TEACHER FURNITURE



**TEACHER BUDDY**  
854025

Erasable whiteboard, with lockable drawer and adjustable shelf, on lockable castors. Perfect teachers companion for in class learning.

**Sizes:**  
800mm x 480mm x 1580mm H

**Custom Sizing:** NO

**Colours:**  
Frame:  
Laminex Melamine Range A and B



**TEACHER'S READING CHAIR**  
B10-910022

This comfortable and stylish chair makes for the perfect classroom reading chair. Fully foamed and upholstered in your choice of fabric.

**Sizes:**  
8010mm x 760mm x 940mm H

**Leg Options:**  
Swivel 4 star (Chrome)  
Timber 4-leg (Stained or Raw)

**Colours:**  
Upholstering:  
Fabric or Vinyl Range A and B



**MOBILE TEACHERS POD**  
B70-446007

Mobile teachers podium workstation is suitable for any classroom. Heavy duty starbase with castors.

**Sizes:**  
Top: 600mm x 600mm  
Gas Lift: 750mm – 1050mm.

**Custom Sizing:** NO

**Colours:**  
White or Black



**MOBILE EDUCATOR**  
446008

Mobile teachers podium workstation, suitable for any classroom. Total of 4 drawers (1 lockable). Mobile on lockable castors for easy moving

**Sizes:**  
500mm x 450mm x 1200mm H

**Custom Sizing:** NO

**Colours:**  
Laminex Melamine Range A and B

# STUDENT TABLES

## SWAY TABLE 441001

Versatile melamine wave shaped table on a 4-leg metal frame. Can be used on their own or in a group formation.

Sizes:  
1200mm x 600mm x 720mm H  
Other heights available.

CUSTOMISATIONS	Custom Sizing	YES
	Adjustable Legs	YES
	Castors	YES (2)

Colours:  
Top: Laminex Melamine Range A and B  
Legs: Powdercoating Range A and B




## KINK TABLE 441004

Versatile melamine kink shaped table on a 4-leg metal frame. Can be used on their own or in a group formation.

Sizes:  
900mm Dia x 720mm H.  
Other heights available.

CUSTOMISATIONS	Custom Sizing	NO
	Adjustable Legs	YES
	Castors	YES

Colours:  
Top: Laminex Melamine Range A and B  
Legs: Powdercoating Range A and B



## INTERVENTION TABLE 441014

Curved table with 'bite'. Allows for intensive student/teacher collaboration. Other heights available.

Sizes:  
1800mm x 900mm x Any height

CUSTOMISATIONS	Custom Sizing	NO
	Adjustable Legs	YES
	Castors	YES

Colours:  
Top: Laminex Melamine Range A and B  
Legs: Powdercoating Range A and B



## STAINLESS STEEL TABLE 851010

Flat one shelf stainless steel table. Ideal for STEM use. Fitted with heavy duty castors.

Sizes:  
1200mm x 600mm x Any height

Custom Sizing: YES

Colours:  
Stainless Steel



FOR OUR FULL RANGE OF TABLES, PLEASE SEE THE TABLES SECTION

# CLASSROOM FURNITURE



**TOTE TROLLEY**  
853017

Melamine tote trolley made to fit 18 Shallow gratnel trays. Fitted with lockable castors. Tote trays additional cost.

**Sizes:**  
1100mm x 455mm x 860mm H

**Custom Sizing:** YES

**Colours:**  
Unit: Laminex Melamine Range A or B  
Trays: Clear, Red, Dark Blue, Light Blue, Green or Yellow.



**FLEXI ACTIVITY BENCH**  
853011

Flexible mobile bench with tote box storage. Writable top for group learning activities. On lockable castors. Tubs sold separately.

**Sizes:**  
Single Sided: 1200mm x 930mm x 900mm H

**Custom Sizing:** YES

**Colours:**  
Top: Writeable gloss - white  
Storage: Laminex Melamine Range A and B  
Trays: Clear, Red, Dark Blue, Light Blue, Green or Yellow.



**STUDENT PIGEON HOLE UNIT**  
453012

Mobile student pigeon hole unit. Can be used for book and bag storage.

**Sizes:**  
Made to fit any sizing.

**Custom Sizing:** YES

**Colours:**  
Laminex Melamine Range A and B



**BOOKCASE**  
421001/2

Mobile book case with grey pinboard back. Fixed shelves. On lockable castors.

**Sizes:**  
1 shelf - 1200mm x 300mm x 760mm H  
2 shelf - 1200mm x 300mm x 760mm H

**Custom Sizing:** NO

**Colours:**  
Laminex Melamine Range A and B



# STUDENT CHAIRS



**POLY STUDENT CHAIR**  
B50-910068

PP Student Chairs, stackable, wide seat and back for extra support, heavy duty use support ribs.

**Sizes:**

360mm x 350mm x 300mm H  
450mm x 420mm x 335mm H  
465mm x 420mm x 350mm H  
480mm x 420mm x 370mm H  
520mm x 450mm x 405mm H  
560mm x 450mm x 455mm H

**Colours:**

Slate, Green or Blue



**CASTEL CHAIR**  
B80-910082

Full PP chair, Aluminium Legs, UV Rated, Suitable for Indoor & Outdoor Use.

**Sizes:**

550mm x 580mm x 820mm H

**Colours:**

Black, White, Red, Green, Orange and Blue



**MATA STUDENT CHAIR**  
B20-190074

Flexible shell allows the user to move and adopt different postures. 5 star castor option available.

**Sizes:**

Seat height 355mm  
Seat height 385mm  
Seat height 385mm  
Seat height 420mm  
Seat height 460mm

**Colours:**

Charcoal or Red



08 9206 2257  
sales@dvawa.com.au  
www.dvawa.com.au

# EARLY LEARNING

## B2B (Back to Basics) Early Learning Storage

Designed and built with early learning classrooms in mind, these B2B storage pieces are the perfect addition to any kindy or junior school classes.

With a total of five pieces in the range, each item can be used individually or placed together, in multiple different configurations to provide you with the perfect storage solution.



**B2B CURVED SHELVING**  
154002

Melamine Curved Bookcase. Top and bottom shelf feature three separated compartments. Centre shelf has been divided into two compartments.

**Sizes:**  
1170mm x 400mm x 800mm H

**Custom Sizing:** NO

**Colours:**  
Laminex Melamine - Raw Birchply



**B2B STRAIGHT BOOKCASE**  
154003

Melamine Straight Bookcase. Top and bottom shelf feature three separated compartments. Centre shelf has been divided into two compartments.

**Sizes:**  
1200mm x 400mm x 800mm H

**Custom Sizing:** NO

**Colours:**  
Laminex Melamine - Raw Birchply



**B2B CORNER BOOKCASE**  
154001

Melamine Corner Bookcase. Three shelves for displaying books. Four units can be placed together to form a circular display.

**Sizes:**  
400mm x 400mm x 800mm H

**Custom Sizing:** NO

**Colours:**  
Laminex Melamine - Raw Birchply



**B2B TOTE TROLLEY**  
154004

Features a gloss white board on the back of the unit for teaching aid purposes. 3 centre compartments and two compartments on either side of the unit with drawer runners. Tubs can be bought separately to go into the drawer runners.

**Sizes:**  
1200mm x 450mm x 860mm H

**Custom Sizing:** NO

**Colours:**  
Laminex Melamine - Raw Birchply



**B2B HOOK TROLLEY**  
154005

Melamine Hook trolley. 6 internal compartments used for storage purposes such as school bags. Metal hooks are located on the back of the trolley.

**Sizes:**  
1200mm x 400mm x 1200mm H

**Custom Sizing:** NO

**Colours:**  
Laminex Melamine - Raw Birchply

08 9206 2257  
sales@dvawa.com.au  
www.dvawa.com.au





# EARLY LEARNING SEATING

## Nessa Early Learning Seating Collection

The Nessa Early Learning Seating Collection is a DVA speciality. Perfectly proportioned for younger children, the comfortable foaming makes it perfect for reading areas, whilst the durable vinyl allows it to be used during playtime.

With a collection of four pieces in the range, each item can be used individually or placed together, in multiple different configurations to provide you with the perfect seating arrangements for any space.



**NESSA COUCH**  
153051

Perfectly proportioned straight 2 seater vinyl couch for younger children. Can be fitted with lockable castors.

**Sizes:**  
1000mm x 500mm x 450mm H (Seat 330mm H)

Custom Sizing: **NO**

**Colours:**  
Vinyl Range A and B



**NESSA CHAIR**  
153052

Perfectly proportioned straight 1 seater vinyl chair for younger children. Can be fitted with lockable castors.

**Sizes:**  
500mm x 500mm x 450mm H (Seat 330mm H)

Custom Sizing: **NO**

**Colours:**  
Vinyl Range A and B



**NESSA CORNER**  
153053

Perfectly proportioned corner 1 seater vinyl chair for younger children. Can be fitted with lockable castors.

**Sizes:**  
500mm x 500mm x 450mm H (Seat 330mm H)

Custom Sizing: **NO**

**Colours:**  
Vinyl Range A and B

**NESSA WEDGE**  
153054

Perfectly proportioned wedge shaped vinyl ottoman for younger children. Can be fitted with lockable castors.

**Sizes:**  
500mm x 500mm x 330mm H

Custom Sizing: **NO**

**Colours:**  
Vinyl Range A and B

## DRAMATIC PLAY



**MINI PLAY FRIDGE**  
152001

Realistic replica of a fridge. 2 hinged doors for fridge and freezer.

**Sizes:**  
480mm x 330mm x 990mm H

**Custom Sizing:** NO

**Colours:**  
Laminex Melamine Range A and B



**MINI PLAY STOVE**  
1520012

Realistic replica of a stove. Hinged oven door with internal fixed shelf. All black knobs turn.

**Sizes:**  
420mm x 440mm x 700mm H

**Custom Sizing:** NO

**Colours:**  
Laminex Melamine Range A and B



**MINI PLAY KITCHENTTE**  
152003

Realistic replica of a kitchenette. Two hinged doors with internal fixed shelf.

**Sizes:**  
700mm x 430mm x 1000mm H

**Custom Sizing:** NO

**Colours:**  
Laminex Melamine Range A and B



**MINI PLAY MICROWAVE**  
152013

Realistic replica of a mircowave. Hinged door with engraved number pad.

**Sizes:**  
500mm x 450mm x 300mm H

**Custom Sizing:** NO

**Colours:**  
Laminex Melamine Range A and B




**MINI PLAY SINK**  
152011

Realistic replica of a sink. Plastic sink tub with moving metal tap. 2 hinged doors and 1 fixed internal shelf.

**Sizes:**  
700mm x 500mm x 690mm H

**Custom Sizing:** NO

**Colours:**  
Laminex Melamine Range A and B



**MINI PLAY BED**  
152005

Realistic replica of a bed. Mattress fire retardant foam with washable cover.

**Sizes:**  
900mm x 500mm x 400mm H

**Custom Sizing:** NO

**Colours:**  
Laminex Melamine Range A and B



**MINI PLAY MIRROR**  
152006

Realistic replica of a cheval mirror. Mirror acrylic reflective surface. Mobile on lockable castors.

**Sizes:**  
420mm x 400mm x 960mm H

**Custom Sizing:** NO

**Colours:**  
Laminex Melamine Range A and B



**MINI PLAY WARDROBE**  
152004

Realistic replica of a wardrobe. Two hinged doors. Three internal shelves on one side and a hanging rod on the other.

**Sizes:**  
600mm x 360mm x 900mm H

**Custom Sizing:** NO

**Colours:**  
Laminex Melamine Range A and B





### MINI WORK BENCH 152007

Realistic replica of a tool work bench. Marine ply top, heavy duty wheels. One real working vice with finger protection stop.

**Sizes:**  
1200mm x 800mm x 600mm H

**Custom Sizing:** NO

**Colours:**  
Marine Ply



### PUPPET PLAYHOUSE 152010

Double sided puppet theatre and shop front on castors. Velcro compatible material on one side.

**Sizes:**  
900mm x 300mm x 1200mm H

**Custom Sizing:** NO

**Colours:**  
Laminex Melamine Range A and B



### GAME OTTOMAN 152008

Round ottoman with melamine top and fabric sides. Fitted with lockable castors. Internal storage for game pieces.

**Sizes:**  
500mm Dia x 450mm H  
Chess or Snakes and Ladders top available.

**Custom Sizing:** NO

**Colours:**  
Laminex Melamine Range A and B  
Fabric or Vinyl Range A and B



### SNAKES AND LADDERS WEDGE SET 152014

Round table with engraved Snakes and Ladders board and four wedge ottomans.

**Sizes:**  
Small: 700mm x 700mm x 580mm H  
Large: 1000mm x 1000mm x 720mm H

**Custom Sizing:** NO

**Colours:**  
Table: Laminex Melamine Range A and B  
Ottoman: Fabric or Vinyl Range A and B



#### LIGHT BOX 441030

Melamine framed lightbox. Perfect for backlighting photographs, calligraphy, stencilling, tracing etc.

Sizes:  
650mm x 650mm x 650mmH

Colours:  
Laminex Melamine Range A and B



#### EASEL 152009

Double sided white board easel with chrome legs. Great for art lessons or as a sign board in the school.

Sizes:  
750mm x 1150mm H

Colours:  
White



#### ART & CRAFT TROLLEY 441027

Display and store assorted craft, art and classroom supplies. Mobile on lockable castors.

Sizes:  
1200mm x 575mm x 730mm H

Colours:  
Laminex Melamine Range A and B



#### FOLDING BOOKCASE 421012

Mobile folding bookcase. 6 Levels of book storage. On lockable castors

Sizes:  
190mm x 895mm x 1255mm H

Custom Sizing: **NO**

Colours:  
White

# FLOOR CUSHIONS



**CUSHION TROLLEY**  
853005

Melamine construction, mobile on lockable castors. Holds up to 10 square cushions (included).

**Sizes:**  
600mm x 400mm x 500mm H

**Custom Sizing:** NO

**Colours:**  
Laminex Melamine Range A and B



**TOWER CUSHION TROLLEY**  
851011

Upright metal round cushion trolley on lockable castors with 16 cushions (included).

**Sizes:**  
450mm x 450mm x 1050mm H

**Custom Sizing:** NO

**Colours:**  
Trolley: Grey Powdercoating  
Cushions: Fabric or Vinyl Range A and B



**CHLOE STORAGE BENCH**  
154010

Storage bench for floor cushions with upholstered seat and back rest. Floor cushions not included.

**Sizes:**  
1000mm x 500mm x 750mm h

**Custom Sizing:** YES

**Colours:**  
Laminex Melamine Range A and B  
Vinyl Range A and B



**FLOOR CUSHION**  
153008

50mm thick Australian Made foam with heavy duty stitching.

**Sizes:**  
Square - 400mm x 400mm x 50mm H  
Round - 400mm Diameter x 50mm H

**Custom Sizing:** NO

**Colours:**  
Fabric or Vinyl Range A and B



# CARPETS



**INDIGENOUS SEASON CARPET**  
B92-151006


Created exclusively for Elizabeth Richards, this original and stunning carpet is a unique piece of Indigenous Art which will bring character and light to any room. The journey starts on the left, as the Ngoonumgi, the Grey-Headed Flying Fox, gather as the sun sets. Follow the possum footprints to the centre as the snarling, growling sounds of their nocturnal battles can be heard. On the right, gentle rains are falling. Restrictions on eating crabs, yabbies, shellfish, prawn and lobsters are lifted and feasting on the beaches occurs.

**Sizes:**  
Small - 1000mm x 1500mm  
Large - 3000mm x 2000mm

**SOLID COLOUR RUG**  
B92-151014

These solid colour rugs by Elizabeth Richard are the perfect accessory to any classroom or library. Made from tough wearing polyester, stain resistant loop carpet, making it the perfect reading and play time spot!

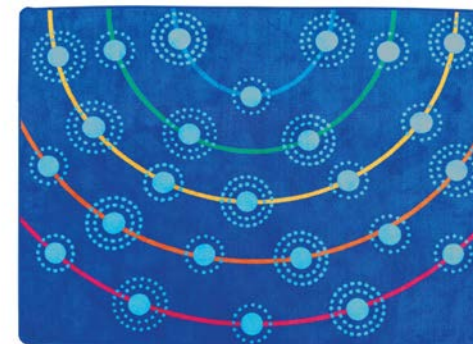
**Sizes:**  
3000mm x 4000mm



**MOSAIC SKY RUG**  
B92-151007

This Elizabeth Richards Mosaic Sky rug is the perfect storytime rug. Gather around and share your story. This unique Mosaic Sky Rug echoes the night sky in your classroom, creating a beautifully cosy and intimate setting for group time, a reading corner and much more. This magnificent carpet will inspire your students and supports not only Indigenous but environmental topics within the curriculum.

**Sizes:**  
3000mm x 4000mm



**CAMPFIRE RUG**  
B92-151013

Created exclusively for Elizabeth Richards, this rug is as unique as it is functional. Ideal for placement for story time, great for games and play time. The vibrant colours of this huge rug is sure to be the centrepiece of your classroom.

**Sizes:**  
3000mm x 4000mm

08 9206 2257  
sales@dvawa.com.au  
www.dvawa.com.au



### COLOUR SQUARES PLACEMENT RUG B92-151002/3

This square placement rug by Elizabeth Richards is the perfect classroom accessory.

#### Sizes:

24 Squares: 2000mm x 3000mm  
30 Squares: 2470mm x 3000mm

#### Colours:

24 Squares:  
Light Blue, Dark Blue, Orange  
30 Squares:  
Light Blue



### FUN COLOUR RUG B92-151004

Versatile, colourful classroom rug by Elizabeth Richards.

#### Sizes:

2000mm x 3000mm

#### Colours:

As per image.

### MY FAVOURITE BOOK RUG B92-151008

This Elizabeth Richards 'My Favourite Book' rug is the perfect addition to any learning space.

#### Sizes:

3000mm x 4000mm

#### Colours:

As per image.



### RAINBOW BLOCKS RUG B92-151009

This versatile Elizabeth Richards rug adds a pop of colour to any classroom.

#### Sizes:

2000mm x 3000mm

#### Colours:

As per image.



### 123 ABC KOALA FUN RUG

B92-151001

This colourful Koala Fun Rug by Elizabeth Richards brightens up any classroom or learning area! Includes non-slip corners.

Sizes:  
3300mm x 2000mm

Colours:  
As per image.



### I LOVE MY ABC'S RUG

B92-151005

This cute Elizabeth Richards rug is perfect for any classroom or learning space. Includes non-slip corners.

Sizes:  
3300mm x 4000mm

Colours:  
As per image.





### TEN FRAMES CARPET

B92-151010

This functional and practical Elizabeth Richards rug is the perfect teachers resource. Perfect for use with the carpet discs.

Sizes:  
2000mm x 3000mm

Colours:  
Dark Blue



### CARPET DISKS

B92-151011/12

Use these Elizabeth Richards carpet disk as placement seating in the classroom. Perfect for use with the Ten Frames carpet.

Sizes:  
Available in packs of 10.

Colours:  
Blue, Green or Rainbow Assorted











# SEATING

## TABLE OF CONTENTS

Sassy Collection		70
Toffi Collection		76
Cleo Collection		81
Booths and Dens		82
Soft Seating		85
Ottomans		89
Visitors Chairs		97
Task Chairs		103
Stools		108

**DVA**  
Fabrications

# SASSY COLLECTION

## Sassy Suite Seating Collection

The Sassy Collection of seating is a DVA speciality. Designed and built with senior school/adult users in mind, these pieces are the perfect addition to any library, office or staffroom.

With a collection of more than ten pieces in the range, each item can be used individually or placed together, in multiple different configurations to provide you with the perfect seating arrangements for any space.



**SASSY CHAIR**  
662001

Australian made adult sized 1 seater commercial modular seating. Made with Australian foam, commercial webbing and fixed cushioning. Optional lockable castors.

**Sizes:**  
600mm x 750mm x 925mm H

**Custom Sizing:** NO

**Colours:**  
Back: Fabric or Vinyl  
Seat: Fabric or Vinyl



**SASSY COUCH**  
662009

Australian made adult sized 3 seater commercial modular seating. Made with Australian foam, commercial webbing and fixed cushioning. Optional lockable castors.

**Sizes:**  
1500mm x 750mm x 925mm H

**Custom Sizing:** NO

**Colours:**  
Back: Fabric or Vinyl  
Seat: Fabric or Vinyl





### SASSY STORY TELLER CHAIR 662002

Our unique DVA creation will be the talk of your library! Adult sized chair allows the teacher to sit comfortably whilst transporting the children to fantasy land. Diamond tuck pointed back, fitted with castors for ease of movement.

**Sizes:**  
1160mm x 700 mm x 1250mm H

**Custom Sizing:** NO

**Colours:**  
Back, Seat and Arms:  
Fabric or Vinyl Range A and B



### SASSY CURVED 662003

Australian made curved adult sized 2 seater commercial modular seating. Made with Australian foam, commercial webbing and fixed cushioning. Optional lockable castors.

**Sizes:**  
1700mm x 750mm x 925mm H

**Custom Sizing:** NO

**Colours:**  
Back: Fabric or Vinyl Range A and B  
Seat: Fabric or Vinyl Range A and B



### SASSY BOWED COUCH 662003

Australian made curved adult sized 3 seater commercial modular seating. Made with Australian foam, commercial webbing and fixed cushioning. Optional lockable castors.

**Sizes:**  
1700mm x 750mm x 925mm H

**Custom Sizing:** NO

**Colours:**  
Back: Fabric or Vinyl Range A and B  
Seat: Fabric or Vinyl Range A and B



### SASSY CORNER CHAIR 662004

Australian made corner adult sized commercial modular seating. Made with Australian foam, commercial webbing and fixed cushioning. Optional lockable castors.

**Sizes:**  
760mm x 760mm x 925mm H

**Custom Sizing:** NO

**Colours:**  
Back: Fabric or Vinyl Range A and B  
Seat: Fabric or Vinyl Range A and B



**SASSY CURVED OTTOMAN**  
662005

Curved ottoman designed to fit with all the other Sassy Collection pieces. Optional lockable castors.

**Sizes:**  
1700mm x 750mm x 450mm H

**Custom Sizing:** NO

**Colours:**  
Fabric or Vinyl Range A and B



**SASSY 'D' OTTOMAN**  
662006

'D' shaped ottoman designed to fit with all the other Sassy Collection pieces. Optional lockable castors.

**Sizes:**  
1500mm x 750mm x 450mm H

**Custom Sizing:** NO

**Colours:**  
Fabric or Vinyl Range A and B




**SASSY OVAL OTTOMAN**  
662007

Oval shaped ottoman with centre back rest. Designed to seat 10 students. Fitted with lockable castors.

**Sizes:**  
2200mm x 1500mm x 800mm H

**Custom Sizing:** NO

**Colours:**  
Fabric or Vinyl Range A and B



08 9206 2257  
sales@dvawa.com.au  
www.dvawa.com.au



# SASSY SETS



## SASSY TWIST 622012/13

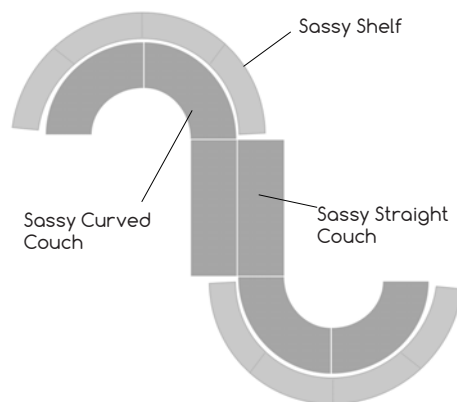
Modular 'S' shaped seating arrangement using Sassy Collection pieces. Option to come with or without shelves. Lockable castors available.

### Includes:

4x Sassy Inner Curved Couches  
2x Sassy Straight Couches  
Optional:  
8x Sassy Curved Bookcases

### Colours:

Seating - Fabric or Vinyl Range A and B  
Shelving - Laminex Melamine Range A



## SASSY COVE/HALF COVE 662014/15

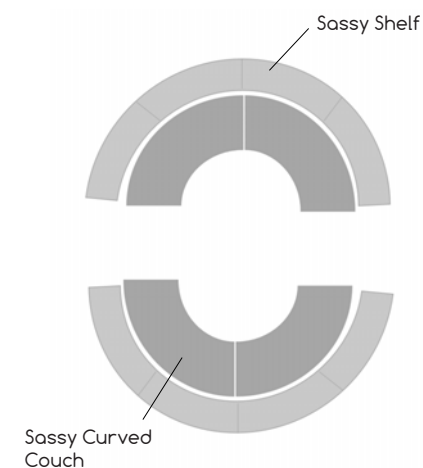
Modular semi circle seating arrangement using Sassy Collection pieces. Lockable castors available.

### Includes:

Cove:  
4x Sassy Inner Curved Couches  
8x Sassy Curved Bookcases  
Half Cove:  
2x Sassy Inner Curved Couches  
4x Sassy Curved Bookcases

### Colours:

Seating - Fabric or Vinyl Range A and B  
Shelving - Laminex Melamine Range A







#### SASSY CAMPFIRE 622011

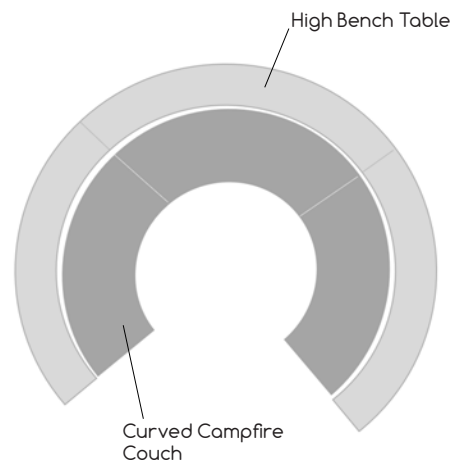
Modular circle shaped seating arrangement using Sassy Collection pieces. Comes with high bench tables behind curved couches. Lockable castors available.

##### Includes:

3x Sassy Campfire Couches  
3x Sassy High Bench Tables

##### Colours:

Seating - Fabric or Vinyl Range A and B  
Shelving - Laminex Melamine Range A



#### SASSY OBLONG 662017

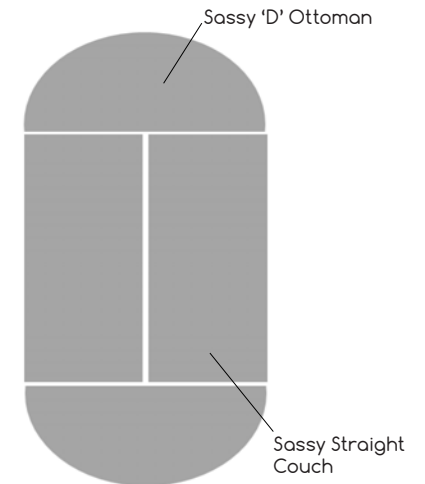
Modular oval shaped seating arrangement using Sassy Collection pieces. Lockable castors available.

##### Includes:

2x Sassy Straight Couches  
2x Sassy 'D' Ottomans

##### Colours:

Seating - Fabric or Vinyl Range A and B  
Shelving - Laminex Melamine Range A









# TOFFI COLLECTION

The Toffi Collection of seating is the perfect soft seating option for primary classrooms and libraries.

Designed and built with junior school users in mind, this adult sized 7+ piece collection, can be used individually or placed together, in multiple different configurations to provide you with the perfect seating arrangements for any space.





# TOFFI SETS

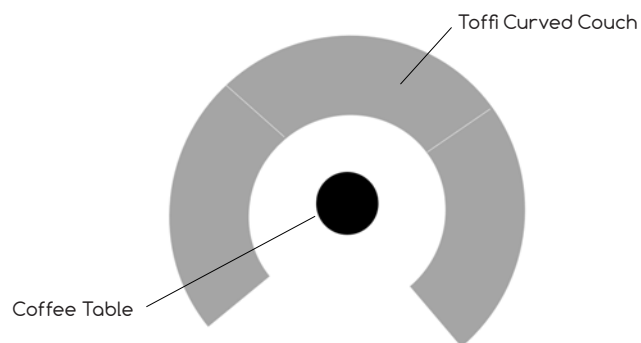


**TOFFI BUBBLE**  
663003

Modular circle shaped seating arrangement using Toffi Collection pieces. Comes with coffee table for the centre.

**Includes:**  
3x Toffi Curved Couches  
1x Coffee Table

**Colours:**  
Seating - Fabric or Vinyl Range A and B  
Table - Laminex Melamine Range A or B

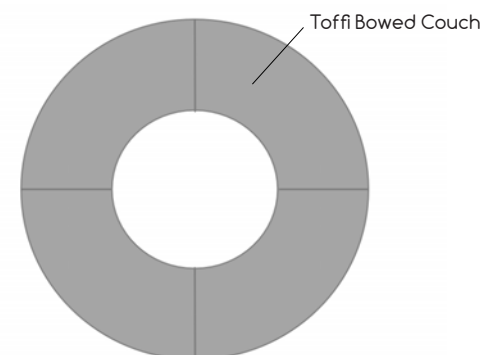


**TOFFI CIRCLE**  
663012

Modular circle shaped seating arrangement using Toffi Collection pieces.

**Includes:**  
4x Toffi Bowed Couches

**Colours:**  
Seating - Fabric or Vinyl Range A and B



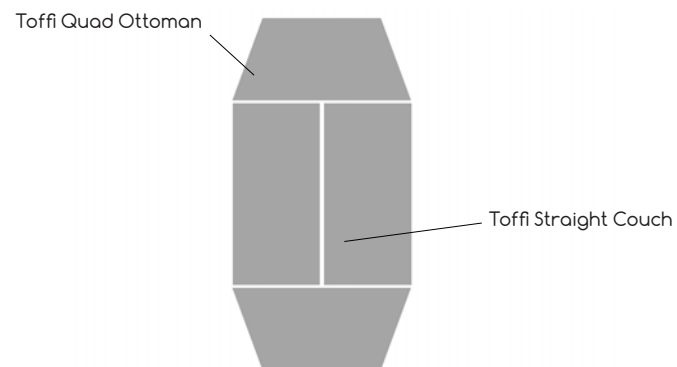


### TOFFI ISLAND 663008

Modular oblong shaped seating arrangement using Toffi Collection pieces.

**Includes:**  
2x Toffi Straight Couches  
2x Toffi Quad Ottomans

**Colours:**  
Fabric or Vinyl Range A and B

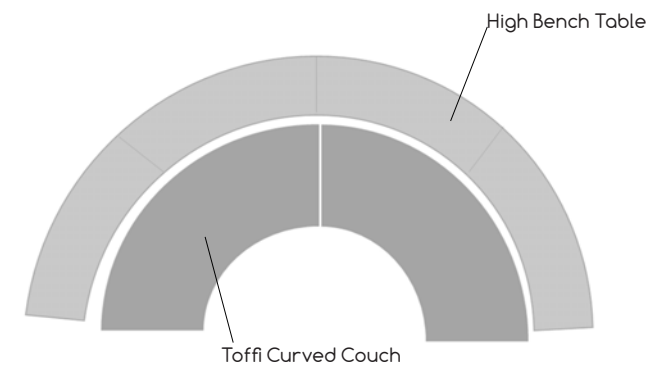


### TOFFI CONSTELLATION 663006

Modular semi-circle shaped seating arrangement using Toffi Collection pieces.

**Includes:**  
2x Toffi Curved Couches  
2x High Bench Tables

**Colours:**  
Seating - Fabric or Vinyl Range A and B  
Tables - Laminex Melamine Range A or B



# TOFFI COLLECTION



**TOFFI CHAIR**  
663005

Australian made adult sized 1 seater commercial modular seating. Made with Australian foam, commercial webbing and fixed cushioning. Optional lockable castors.

**Sizes:**  
650mm x 600mm x 785mm H

**Custom Sizing:** NO

**Colours:**  
Back: Fabric or Vinyl Range A and B  
Seat: Fabric or Vinyl Range A and B



**TOFFI COUCH**  
663002

Australian made adult sized 2 seater commercial modular seating. Made with Australian foam, commercial webbing and fixed cushioning. Optional lockable castors.

**Sizes:**  
1200mm x 600mm x 785mm H

**Custom Sizing:** NO

**Colours:**  
Back: Fabric or Vinyl Range A and B  
Seat: Fabric or Vinyl Range A and B



**TOFFI CURVED**  
663004

Australian made curved adult sized commercial modular seating. Made with Australian foam, commercial webbing and fixed cushioning. Optional lockable castors.

**Sizes:**  
1800mm x 600mm x 785mm H

**Custom Sizing:** NO

**Colours:**  
Back: Fabric or Vinyl Range A and B  
Seat: Fabric or Vinyl Range A and B



**TOFFI BOWED**  
663007

Australian made bowed adult sized commercial modular seating. Made with Australian foam, commercial webbing and fixed cushioning. Optional lockable castors.

**Sizes:**  
1850mm x 600mm x 785mm H

**Custom Sizing:** NO

**Colours:**  
Back: Fabric or Vinyl Range A and B  
Seat: Fabric or Vinyl Range A and B





**TOFFI TRI OTTOMAN**  
663009

Triangle shaped ottoman designed to fit with all the other Toffi Collection pieces. Optional lockable castors.

**Sizes:**  
460mm x 460mm x 450mm H

**Custom Sizing:** NO

**Colours:**  
Top: Fabric or Vinyl Range A and B  
Side: Fabric or Vinyl Range A and B



**TOFFI QUADI OTTOMAN**  
663010

Four sided ottoman designed to fit with all the other Toffi Collection pieces. Optional lockable castors.

**Sizes:**  
1200mm x 600mm x 450mm H

**Custom Sizing:** NO

**Colours:**  
Top: Fabric or Vinyl Range A and B  
Side: Fabric or Vinyl Range A and B



**TOFFI PENTI OTTOMAN**  
663011

Pentagon shaped ottoman designed to fit with all the other Toffi Collection pieces. Optional lockable castors.

**Sizes:**  
880mm Diameter x 450mm H

**Custom Sizing:** NO

**Colours:**  
Top: Fabric or Vinyl Range A and B  
Side: Fabric or Vinyl Range A and B

08 9206 2257  
sales@dvawa.com.au  
www.dvawa.com.au



# CLEO COLLECTION



**CLEO COUCH**  
666001

Modern Australian designed and made adult sized 2 seater couch on metal sled legs.

**Sizes:**  
1200mm x 650mm x 860mm H

**Custom Sizing:** NO

**Colours:**  
Back: Fabric or Vinyl Range A and B  
Seat: Fabric or Vinyl Range A and B



**CLEO CHAIR**  
666002

Modern Australian designed and made adult sized 1 seater couch on metal sled legs.

**Sizes:**  
700mm x 650mm x 860mm H

**Custom Sizing:** NO

**Colours:**  
Back: Fabric or Vinyl Range A and B  
Seat: Fabric or Vinyl Range A and B



**CLEO COFFEE TABLE OTTOMAN**  
666003/4

Modern Australian designed and made wedge shaped ottoman. Made to perfectly fit with the other Cleo Collection pieces. Available with or without melamine top.

**Sizes:**  
450mm x 650mm x 450mm H

**Custom Sizing:** NO


**Colours:**  
Top: Melamine Range A and B  
Sides: Fabric or Vinyl Range A and B



# BOOTHS AND DENS

Booth seating is ideal for collaborative learning areas used in library, classrooms or cafeterias.

With multiple different types of booth seating, DVA has the perfect collaborative seating solution for you.







**SASSY BOOTH**  
664001

Fully upholstered backrest and seat pad with melamine surround and base. Optional castors for ease of movement. Includes 2x booth seats and 1x table.

**Sizes:**  
1500mm x 750mm x 1200mm H

**Colours:**  
Surround and Table: Charcoal Melamine  
Seat and Back: Fabric or Vinyl Range A and B



**TOFFI BOOTH**  
663001

Fully upholstered backrest and seat pad fitted with castors for ease of movement. Includes 2x booth seats and 1x static table.

**Sizes:**  
1500mm x 600mm x 785mm H

**Colours:**  
Table: Laminex Range A and B  
Seat and Back: Fabric or Vinyl Range A and B




**MILLIE STORAGE BOOTH SEATS**  
664002

Fully upholstered backrest and seat pad fitted with castors for ease of movement. Includes 3x melamine storage drawers.

**Sizes:**  
1500mm x 500mm x 900mm H

**Colours:**  
Drawers: Laminex Range A and B  
Seat and Back: Fabric or Vinyl Range A and B



08 9206 2257  
sales@dvawa.com.au  
www.dvawa.com.au



**HEXI BOOTH**  
664005

Hexagonal shaped single person booth seat. Perfect for independent study. Can be placed together to create unique booth configurations. Fitted with lockable castors.

**Sizes:**  
800mm x 650mm x 1200mm H

**Colours:**  
Seat and Back: Fabric or Vinyl Range A and B



**READING CAVE**  
663006

Tent shaped reading shelter. Creates a quiet, peaceful and secure environment for children to independently read. Fitted with lockable castors. Doubles as faceout book display.

**Sizes:**  
1050mm x 840mm x 1000mm H

**Colours:**  
Laminex Melamine Range A and B



**READING DEN**  
664004

Box shaped reading den. Creates a quiet, peaceful and secure environment for children to independently read. Fitted with lockable castors.

**Sizes:**  
900mm x 630mm x 990mm H

**Colours:**  
Laminex Melamine Range A and B



08 9206 2257  
sales@dvawa.com.au  
www.dvawa.com.au





# SOFT SEATING







### CLEO COUCH 666001

Straight couch with no arms on metal sled legs. Available as 1 or 2 seater.

Sizes:  
1 Seater: 700mm x 650mm x 860mm H  
2 Seater: 1200mm x 650mm x 860mm H

Custom Sizing: **NO**

Colours:  
Fabric or Vinyl Range A and B



### JORGA COUCH 665006

Sassy straight couch with arms. Optional lockable castors. Available as 1, 2 or 3 seater.

Sizes:  
1 Seater: 850mm x 750mm x 935mm H  
2 Seater: 1700mm x 750mm x 935mm H  
3 Seater: 1900mm x 750mm x 935mm H

Custom Sizing: **NO**

Colours:  
Fabric or Vinyl Range A and B



### LUNA LOUNGE 430004

Floating back 3 seater lounge chair with elegant timber legs.

Sizes:  
1600mm x 750mm x 700mm H

Custom Sizing: **NO**

Colours:  
Fabric or Vinyl Range A and B



### RUBY SUITE 665007

Fully upholstered couch with slim line arms and back with fixed cushioning. Available in a 1, 2 or 3 seat version. Lockable castors available. Various leg options available.

Sizes:  
1 Seater: 850mm x 760mm x 700mm H  
2 Seater: 1700mm x 760mm x 700mm H  
3 Seater: 1900mm x 760mm x 700mm H

Custom Sizing: **NO**

Colours:  
Fabric or Vinyl Range A and B



**JADE SUITE**  
665008

Slim line design with fixed cushioning. On chrome metal frame. Available 1, 2 or 3 seat versions.

**Sizes:**  
1 Seater: 850mm x 780mm x 780mm H  
2 Seater: 1500mm x 780mm x 780mm H  
3 Seater: 1900mm x 780mm x 780mm H

**Custom Sizing:** NO

**Colours:**  
Fabric or Vinyl Range A and B



**BILLI SUITE**  
B20-910037

Block designed couch with no arms. Available 1 or 2 seat versions.

**Sizes:**  
1 Seater: 840mm x 750mm x 750mm H  
2 Seater: 1680mm x 750mm x 750mm H

**Custom Sizing:** NO

**Colours:**  
Fabric or Vinyl Range A and B




**CHI/CHILL SUITE**  
B20-910039

Simple couch, with or without arms. Available 1, 2 or 3 seat versions. Choice of Timber or Metal legs.

**Sizes:**  
1 Seater: 530-730mm x 700mm x 800mm H  
2 Seater: 1060-1260mm x 700mm x 800mm H  
3 Seater: 1570-1770mm x 700mm x 800mm H

**Custom Sizing:** NO

**Colours:**  
Fabric or Vinyl Range A and B



08 9206 2257  
sales@dvawa.com.au  
www.dvawa.com.au



**DROP LOUNGE**  
B20-910044

Down sloping arms and squared-off top of back.  
Available 1,2 or 3 seat versions. Fixed Cushioning.

**Sizes:**  
1 Seater: 820mm x 760mm x 700mm H  
2 Seater: 1400mm x 760mm x 700mm H  
3 Seater: 1900mm x 760mm x 700mm H

**Custom Sizing:** NO

**Colours:**  
Fabric or Vinyl Range A and B



**HIGHWAY/MALIBU**  
B20-910045/52

Simple timber frame lounge with or without arms.  
Available 1,2 or 3 seat versions.

**Sizes:**  
1 Seater: 540-720mm x 850mm x 810mm H  
2 Seater: 1200-1380mm x 850mm x 810mm H  
3 Seater: 1800mm x 850mm x 810mm H\* no arms only

**Custom Sizing:** NO

**Colours:**  
Fabric or Vinyl Range A and B




**LULU LOUNGE**  
B20-910051

Classic couch designed with arms and loose cushions. Available 1, 2 or 3 seat versions.

**Sizes:**  
1 Seater: 820mm x 760mm x 700mm H  
2 Seater: 1400mm x 760mm x 700mm H  
3 Seater: 2000mm x 760mm x 700mm H

**Custom Sizing:** NO

**Colours:**  
Fabric or Vinyl Range A and B



08 9206 2257  
sales@dvawa.com.au  
www.dvawa.com.au

**DVA**  
Fabrications





# OTTOMANS





#### DOME OTTOMAN SET 661001

The Dome ottoman set is modular seating perfect for a small class or group session. Change the shape and configuration with ease. Available on lockable castors.

**Includes:**  
3x Curved Ottomans (1800mmL)  
1x Round Ottoman (1000mm diameter)

**Colours:**  
Fabric or Vinyl Range A and B



#### BANTAM OTTOMAN SET 661002

Perfect combination of seating and picture book display storage. Change the shape and configuration with ease. Available on lockable castors.

**Includes:**  
2x Curved Ottomans (1800mmL)  
1x Bantam Browser Box

**Colours:**  
Ottoman:  
Fabric or Vinyl Range A and B  
Browser Box:  
Laminex Melamine Range A and B



#### GAP OTTOMAN SET 661011

The gap ottoman creates a unique, colourful and captivating seating alternative. Can be bought as individuals or grouped together to create group seating. Available on lockable castors.

**Includes:**  
4x Quarter Circle Ottomans  
830mm x 450mm x 430mm H

**Colours:**  
Fabric or Vinyl Range A and B



#### PENTAGON OTTOMAN SET 661012

The pentagon ottoman uses individual odd shaped ottomans to creates a large and colourful pentagon shaped arrangement. Can be bought as individuals or grouped together to create group seating. Available on lockable castors.

**Includes:**  
5x Quadrilateral Ottomans  
760mm x 616mm x 430mm H

**Colours:**  
Fabric or Vinyl Range A and B





### STAGE SEATING SET 661003

The Stage seating set is perfect for group seating or can be separated for individual use. Three tiered curved ottomans of different heights. Available on lockable castors.

**Includes:**  
3x Curved Ottomans

**Colours:**  
Fabric or Vinyl Range A and B



### GROOVY OTTOMAN SET 661007

The groovy ottoman set creates a unique, colourful and captivating seating alternative. The groovy ottoman set comes as a group of three ottomans. Available on lockable castors.

**Includes:**  
1x 3-seater ottoman  
1x 2-seater ottoman  
1x 1-seater ottoman

**Colours:**  
Fabric or Vinyl Range A and B



### FLOWER OTTOMAN SET 661005

The flower ottoman set creates a unique, colourful and captivating seating alternative. Available on lockable castors.

**Includes:**  
5x Petal Ottomans (300mm Dia. x 450mm H)  
1x Round Ottoman (560mm Dia. x 450mm H)

**Colours:**  
Fabric or Vinyl Range A and B



### FLOWER OTTOMAN SET 661006

The monster flower ottoman set is perfect for group seating or can be separated for individual use. Available on lockable castors.

**Includes:**  
8x Connect Ottomans  
450mm x 450mm x 450mm H  
1x Large Round Ottoman  
1000mm Dia. x 450mm H

**Colours:**  
Fabric or Vinyl Range A and B





### KINK OTTOMAN SET

661004

The kink ottoman set creates a unique, colourful and captivating seating alternative. Available on lockable castors.

**Includes:**

4x Kink Ottomans (400mm Dia. x 450mm H)

**Colours:**

Fabric or Vinyl Range A and B



### CLOVER OTTOMAN

661022

The clover ottoman creates a unique, colourful and captivating seating alternative. Can be bought as individuals or grouped together to create group seating. Available on lockable castors.

**Sizes:**

480mm Dia. x 350mm H

**Custom Sizing:** NO

**Colours:**

Fabric or Vinyl Range A and B



### HEXIBOB OTTOMAN

661020

These hexagonal-shaped ottomans help add some fun and colour to any space and provide an interesting and comfortable seating alternative. Available on lockable castors.

**Sizes:**

350H, 400H or 450H

**Custom Sizing:** NO

**Colours:**

Fabric or Vinyl Range A and B



### CONNECT OTTOMAN

661010

The connect ottoman creates a unique, colourful and captivating seating alternative. Can be bought as individuals or grouped together to create group seating. Available on lockable castors.

**Sizes:**

450mm x 450mm x 450mm H

**Custom Sizing:** NO

**Colours:**

Fabric or Vinyl Range A and B



#### CURVED OTTOMAN

661008

The curved ottoman offers students great seating and can be paired with other ottomans and chairs to create cosy reading and study nooks. Available on lockable castors.

**Sizes:**  
1800mm x 400mm x 450mm H

**Custom Sizing:** NO

**Colours:**  
Fabric or Vinyl Range A and B



#### RECTANGULAR OTTOMAN

661009

The rectangular ottoman offers students great seating and can be paired with other ottomans and chairs to create cosy reading and study nooks. Available on lockable castors.

**Sizes:**  
1800mm x 400mm x 450mm H

**Custom Sizing:** NO

**Colours:**  
Fabric or Vinyl Range A and B



#### SQUARE OTTOMAN

661013

The classic square ottoman creates a unique, colourful and captivating seating alternative. Can be bought as individuals or grouped together to create group seating. Available on lockable castors.

**Sizes:**  
450mm x 450mm x 450mm H

**Custom Sizing:** NO

**Colours:**  
Fabric or Vinyl Range A and B



#### ROUND OTTOMAN - SMALL

661018

The classic round ottoman creates a unique, colourful and captivating seating alternative. Can be bought as individuals or grouped together to create group seating. Available on lockable castors.

**Sizes:**  
430mm Dia. x 450mm H

**Custom Sizing:** NO

**Colours:**  
Fabric or Vinyl Range A and B



#### ROUND OTTOMAN - LARGE 661014

The classic round ottoman creates a unique, colourful and captivating seating alternative. Can be bought as individuals or grouped together to create group seating. Available on lockable castors.

**Sizes:**  
1000mm Dia. x 450mm H

**Custom Sizing:** YES

**Colours:**  
Fabric or Vinyl Range A and B



#### PEANUT OTTOMAN 661015

Fun and comfortable peanut ottoman adds colour and fun to your library seating. This ottoman can be used with various other ottomans to create interesting reading areas. Available on lockable castors.

**Sizes:**  
1200mm x 900mm x 450mm H

**Custom Sizing:** NO

**Colours:**  
Fabric or Vinyl Range A and B



#### BOWBOB OTTOMAN 661019

The curved bowbob ottoman offers students great seating and can be paired with other ottomans and chairs to create cosy reading and study nooks. Available on lockable castors.

**Sizes:**  
1230mm x 650mm x 450mm H

**Custom Sizing:** NO

**Colours:**  
Fabric or Vinyl Range A and B



#### SLICE/WEDGE OTTOMAN 661016/23

These quarter circle ottomans creates a unique, colourful and captivating seating alternative. Can be bought as individuals or grouped together to create group seating. Available on lockable castors.

**Sizes:**  
Junior Wedge: 300mm x 300mm x 350mm H  
Senior Slice: 420mm x 420mm x 450mm H

**Custom Sizing:** NO

**Colours:**  
Fabric or Vinyl Range A and B





### CLEO OTTOMAN 666003

Wedge shaped ottoman on metal sled legs. Designed to fit with the Cleo couch.

**Sizes:**  
680mm x 650mm x 450mm H

**Custom Sizing:** NO

**Colours:**  
Fabric or Vinyl Range A and B  
Powdercoating Range A and B



### ROBOT OTTOMAN 661015

Contemporary and versatile round ottoman with dual colour cushioning.

**Sizes:**  
Diameter: 500, 750 or 900mm  
Height: 450mm H

**Colours:**  
Fabric or Vinyl Range A and B



### CHEST DRAWER OTTOMAN 661017

This chest drawer storage ottoman is a great way to add seating and storage to your library. Lockable draws store games, books, art supplies and other knick-knacks. Available on lockable castors.

**Sizes:**  
1500mm x 480mm x 450mm H

**Custom Sizing:** NO

**Colours:**  
Fabric or Vinyl Range A and B  
Laminex Melamine Range A and B



### COFFEE TABLE OTTOMAN 665002

Table coffee ottoman creates a unique, colourful alternative for tables and seats. Melamine top with material surround to match soft furniture. Mobile on lockable castors.

**Sizes:**  
500mm Dia. x 450mm H

**Custom Sizing:** NO

**Colours:**  
Fabric or Vinyl Range A and B  
Laminex Melamine Range A and B







# VISITORS CHAIRS







**SABA CHAIR**  
B10-910006

Stylish high back occasional chair. Fully upholstered in your choice of fabric. Multiple leg options available.

**Sizes:**  
600mm x 600mm x 875mm H

**Leg Options:**  
Black Sled, Black 4-leg, Black Swivel

**Colours:**  
Fabric or Vinyl Range A and B



**BREK CHAIR**  
665034

Contemporary mid back chair. Available in a range of base options and upholstered in your choice of fabric.

**Sizes:**  
610mm x 610mm x 830mm H

**Leg Options:**  
Black Sled, Timber 4-leg, Black Swivel

**Colours:**  
Fabric or Vinyl Range A and B



**ANNETTE CHAIR**  
B20-910035

High back armchair with the option of several different bases. Fully upholstered in your choice of fabric.

**Sizes:**  
520mm x 600mm x 790mm H

**Leg Options:**  
4-leg timber base, 4-leg chrome base, Polished disk base, 5-star alloy base

**Colours:**  
Fabric or Vinyl Range A and B



**CAMILLA CHAIR**  
B20-910038

Simple modern square design, available with 3 different leg types. Fully upholstered.

**Sizes:**  
740mm x 680mm x 770mm H

**Leg Options:**  
Chrome sled, Timber 4-leg, Chrome 4-star

**Colours:**  
Fabric or Vinyl Range A and B



**IRIS CHAIR**  
B20-910046

Classic mid height armchair, designed to provide comfort and style.

**Sizes:**  
650mm x 490mm x 810mm H

**Custom Sizing:** NO

**Colours:**  
Upholstered in Charcoal Grey with sled chrome base.



**DAISY CHAIR**  
B20-910040

Classic mid height armchair, designed to provide comfort and style.

**Sizes:**  
650mm x 470mm x 810mm H

**Custom Sizing:** NO

**Colours:**  
Upholstered in Charcoal Grey with 4 star chrome base.



**DELPHI LOUNGE**  
B10-910010

Mid back armchair with extra padding. Option of several different bases. Fully upholstered in your choice of fabric.

**Sizes:**  
740mm x 690mm x 760mm H

**Leg Options:**  
Chrome Sled, Black Sled, Oak Swivel, Timber Cross Base, Chrome 4-star Swivel.

**Colours:**  
Fabric or Vinyl Range A and B



**SIXTY CHAIR**  
B10-910022

High back arm chair with several different base options. Fully upholstered in your choice of fabric.

**Sizes:**  
810mm x 760mm x 940mm H

**Leg Options:**  
Chrome Swivel 4 star, Timber 4-leg Dark Stain, Timber 4-leg Raw

**Colours:**  
Fabric or Vinyl Range A and B



**CS ONE CHAIR RANGE**  
B20-910085

Simple and comfortable visitors chair. This linking and stacking chair is perfectly suited to large spaces.

**Stackable:** YES - 10 high

**Weight Rating:** up to 135kg

**Shell Colour:**  
Black, white, red, or blue.

**Leg Options:**  
4-leg, 4-leg castors, sled or sled stool  
Chrome

**Upholstery Options:**  
Full PP (Seat and Back)  
PP Back and Upholstered Seat  
Fully Upholstered (Seat and Back)

**Colours:**  
Fabric or Vinyl Range A and B



**MADI CHAIR RANGE**  
665013

Modern and compact visitors chair. Ideal for high density applications such as conference, training and educational purposes.

**Stackable:** YES - 4 high

**Weight Rating:** up to 125kg

**Shell Colour:**  
Black, white or grey

**Leg Options:**  
4-leg, sled or sled stool  
Chrome, white, or black

**Upholstery Options:**  
Full PP (Seat and Back)  
PP Back and Upholstered Seat  
Fully Upholstered (Seat and Back)

**Colours:**  
Fabric or Vinyl Range A and B







#### VENICE VISITORS CHAIR RANGE

B20-910054/56/81

Durable and comfortable visitors chair. The versatility of the range means the Venice is a visitor range that will compliment every environment.

**Venice Linear** - Straight Back

**Venice Round** - Rounded Back

**Venice Mesh** - Mesh Back

**Weight Rating:** up to 135kg

**Options:**

Arms

**Leg Options:**

4-leg or sled

Chrome or Black

**Colours:**

Fabric or Vinyl Range A and B

#### ACTI CHAIR RANGE

B40-910071

Versatile and flexible visitors chair. Able to fit it into many different environments, The Acti chair promotes Active sitting. The back flexes to allow support for different postures, great for those occasions where you have to sit for long periods.

**Options:**

Arms\* sled only

**Leg Options:**

4-leg or sled

Chrome, Black or Timber

**Shell Colour:**

Red, Orange, Pale blue, Ocean blue, Light grey, White, Yellow, Charcoal, Green, Black, Teal or Navy blue

**Upholstery Options:**

Full PP (Seat and Back)

PP Back and Upholstered Seat

Fully Upholstered (Seat and Back)

Fabric or Vinyl Range A and B





**V100 VISITORS CHAIR**  
B30-910067

Fabric 4 Leg Visitor Chair. 4 Leg Underframe - 120 Kg Weight Rating, Fabric Back Rest & Seat - Stackable

**Sizes:**  
450mm x 450mm x 760mm H

**Custom Sizing:** NO

**Colours:**  
Black



**DESIGN VISITORS CHAIR RANGE**  
B20-910042

The Design range showcases sleek, slimline styling in a practical fully upholstered chair. Available in 2 designs - Sled Base or 4 star castor base with arms.

**Sizes:**  
480mm x 420mm x 465/485mm H

**Custom Sizing:** NO

**Colours:**  
Fabric or Vinyl Range A and B



**WIMBLEDON TRAINING/CONFERENCE CHAIR**  
B50-910069

Classic visitors chair with option to add arms and tablet arm.

**Sizes:**  
425mm x 430mm x 885mm H

**Custom Sizing:** NO

**Colours:**  
Black PP, Chrome Legs



08 9206 2257  
sales@dvawa.com.au  
www.dvawa.com.au

**DVA**  
Fabrications



# TASK CHAIRS





## TEAM AIR TASK CHAIR RANGE

B20-910055

Versatile, stylish and durable task chair.  
Designed for "everyone & for everywhere".

Australian made black mesh back task chair with lumbar support, 3 lever mechanism and 5 star castor base.

Upholstered in your choice of Warwick Dolly Range Fabric.

	Seat Size (mm)	Seat Height (mm)	Back Size (mm)	Weight Rating	Certification	Seat Colour	Leg Colour	Options
Team Air Task	490W x 465D	450 to 520	450W x 500H	Up to 135kg	AFRDI Level 6 GECA Certified	Fabric or Vinyl	Black	Arms, Alloy base, Headrest
Team Air Heavy Duty	520W x 490D	450 to 520	450W x 500H	Up to 160kg	AFRDI 142-Rated Load 160kg M/S AFRDI Level 6 GECA Certified	Fabric or Vinyl	Black	Arms, Alloy base, Headrest
Team Air Executive	520W x 490D	450 to 520	450W x 500H	Up to 135kg	GECA Certified	Fabric or Vinyl	Black	Arms, Alloy base, Headrest



TEAM AIR TASK



TEAM AIR HEAVY DUTY



TEAM AIR EXECUTIVE  
with optional  
adjustable arms



TEAM AIR HEAVY DUTY  
with optional  
headrest



TEAM AIR EXECUTIVE  
with optional alloy  
star-base and arms

## DELTA TASK CHAIR RANGE

B20-910041

Ultimate Ergonomic All Rounder.  
Designed for "every body shape and size".

Australian made task chair, with three back and six seat sizes and 5 star castor base.

Upholstered in your choice of Warwick Dolly Range Fabric.

	Seat Size	Seat Height (mm)	Back Size	Weight Rating	Certification	Lever	Seat Colour	Leg Colour	Options
Delta	Regular	420 to 530	MB, HB and XHB	Up to 120kg	AFRDI Level 6 GECA Certified	2 and 3 Ratchet or Manuel	Fabric or Vinyl	Black	Arms, Mesh back
Delta Plus	Large	420 to 530	MB, HB and XHB	Up to 135kg	AFRDI Level 6 GECA Certified	2 and 3 Ratchet or Manuel	Fabric or Vinyl	Black	Arms, Mesh back
Delta Plus Extra	XL and 2XL	420 to 530	MB, HB and XHB	Up to 135kg	GECA Certified	2 and 3 Ratchet or Manuel	Fabric or Vinyl	Black	Arms, Mesh back

Size Guide	
Regular	490W x 465D
Large	520W x 490D
XL	540W x 500D
2XL	560W x 510D
Mid Back (MB)	410W x 410H
High Back (HB)	450W x 500H
Extra High Back (XHB)	490W x 590H



DELTA - Regular/MB



DELTA PLUS - Large/HB/Arms



DELTA PLUS - XL/XHB/Arms



DELTA - Regular/Mesh Back



DELTA - Regular/HB



#### EG100 TASK CHAIR

B30-910059

Heavy Duty High Back Task Chair.

##### Features:

3 Lever Fully Ergonomic Mechanism  
130 Kg Weight Rating  
Gas Lift  
Seat & Back Rest Tilt

##### Colours:

Black 5 Star Base On Castors.  
Available in Black, Charcoal or Navy.



#### PO500 TASK CHAIR

B30-910064

Heavy Duty High Back Commercial Grade Ergonomic Task Chair

##### Features:

3 Lever Fully Ergonomic Mechanism  
150 Kg Weight Rating  
Gas Lift  
Seat Pan & Back Rest Tilt

##### Colours:

Black 5 Star Base On Castors  
Available in Black, Charcoal, Navy and Black PU Leather.



#### PU300 TASK CHAIR

B30-910065

High Back PU Leather Commercial Grade Task Chair

##### Feature:

4 Lever Fully Ergonomic Mechanism  
130 Kg Weight Rating  
Adjustable Arms  
Gas Lift  
Seat Pan & Back Rest Tilt  
Seat Slide  
Ratchet Back

##### Colours:

Chrome 5 Star Base On Castors  
PU Leather



#### PU605 TASK CHAIR

B30-910066

Stylish executive or boardroom high back task chair.

##### Features:

Infinite Tilt Lock Mechanism  
120 Kg Weight Rating  
Fixed Chrome Loop Arms  
2 Lever Mechanism

##### Colours:

Chrome 5 Star Spider Base On Castors  
Ribbed PU Leather Finish - Black or Tan





**EM300 TASK CHAIR**  
B30-910062

Medium Mesh Back Operator Chair

**Features:**

3 Lever Fully Ergonomic Mechanism  
110 Kg Weight Rating  
Gas Lift  
Seat & Back Rest Tilt

**Colours:**

Mesh Back Rest - Black  
Upholstered Seat Pan - Black Fabric or PU Leather  
5 Star Base On Castors - Black



**AM100 TASK CHAIR**  
B30-910057

Medium Mesh Back Task Chair

**Features:**

3 Lever Fully Ergonomic Mechanism  
120 Kg Weight Rating  
Gas Lift - Seat & Back Rest Tilt  
Includes Adjustable Arms

**Colours:**

Mesh Back Rest - Black  
Upholstered Seat - Black  
5 star Spider Base On Castors - Black



**ERGO TASK CHAIR**  
B30-910060

Mesh Back Heavy Duty Task Chair

**Feature:**

5 Lever Fully Ergonomic Mechanism  
165 Kg Weight Rating  
Gas Lift, Seat Slide  
Seat & Back Rest Tilt, Ratchet Back  
AFRDI & BIFMA Tested - Greenguard Approved

**Colours:**

Mesh Back Rest - Black  
Upholstered Seat - Black  
5 Star Base On Castors - Black



**LUMINOUS TASK CHAIR**  
B30-910063


Mesh White Frame Task Chair

**Features:**

Synchro Mechanism  
135 Kg Weight Rating  
Removable Adjustable Arms  
Gas Lift, Seat Slide, Lumbar Support  
Synchronised Back Rest & Seat Pan Tilt  
BIFMA Tested - Greenguard Approved

**Colours:**

Mesh Back Rest - Black  
Upholstered Seat - Black  
5 Star Base On Castors - White



# STOOLS







**MADY SLED STOOL**  
665028

Sled stool with full height back rest. Option of full PP, upholstered seat or fully upholstered. Stackable 4 High. 110kg Recommended Weight Capacity.

**Sizes:**

Heights - 640mm or 740mm  
Seat Width - 465mm  
Seat Depth - 400mm  
Back Width - 440mm  
Back Height - 380mm

**Colours:**

Shell - Black or White  
Upholstery - Fabric or Vinyl Range A and B  
Frame - Chrome or Black



**MADY MINI SLED STOOL**  
B10-910084

Sled stool with half height back rest. Option of full PP, upholstered seat or fully upholstered. Stackable 6 High. 110kg Recommended Weight Capacity.

**Sizes:**

Heights - 655mm or 755mm  
Seat Width - 455mm  
Seat Depth - 480mm

**Colours:**

Shell - Black or White  
Upholstery - Fabric or Vinyl Range A and B  
Frame - Chrome or Black



**ACTI STOOL**  
B20-190074

Versatile and flexible stool. Sculpted seat promotes Active sitting. Option of full PP, upholstered seat or fully upholstered. Stackable 4 High. 110kg Recommended Weight Capacity. Sled or 4 leg frame option.

**Sizes:**

Heights - 630mm or 760mm

**Colours:**

Shell: Red, Orange, Pale blue, Ocean blue, Light grey, White, Yellow, Charcoal, Green, Black, Teal or Navy blue  
Upholstery - Fabric or Vinyl Range A and B  
Frame - Chrome or Black



08 9206 2257  
sales@dvawa.com.au  
www.dvawa.com.au





#### TEAM AIR DRAFTING CHAIR B20-910055

Classic Mesh Back Drafting Chair with Adjustable height foot-ring.

##### Sizes:

Seat Width - 490mm  
Seat Depth - 465mm  
Seat Height - From 660 to 910mm  
Back Width - 450mm  
Back Height - 500mm

##### Colours:

Mesh Back - Black  
Upholstered seat -  
Fabric or Vinyl Range A and B  
5 Star Base On Castors - Black  
Chrome Drafting Ring



#### DELTA DRAFTING CHAIR B20-910041

Classic Chair with Upholstered Seat and Back and Adjustable height foot-ring.

##### Sizes:

Seat Width - 490mm  
Seat Depth - 465mm  
Seat Height - 580 to 830mm  
Back Width - 430mm  
Back Height - 400mm

##### Colours:

Upholstered back and seat -  
Fabric or Vinyl Range A and B  
5 Star Base On Castors - Black  
Chrome Drafting Ring



#### BLOOM STOOL B50-910070

Lightweight, easy to clean, versatile sitting stool. Side to side rocking base and comfortable seat.

##### Sizes:

Seat Width - 330mm diameter  
Seat Heights - 310, 370, 450 and 520 mm

##### Colours:

Red, Blue or Orange



#### JARI STOOL B50-910071

Gas height adjusted, rotating convex base stool. Constantly flexing, adjusting and moving. Soft fabric covered convex seat pad and durable polypropylene seat frame and base with under-seat grip.

##### Sizes:

Seat Width - 305mm diameter  
Seat Height - 400-500mm

##### Colours:

White/Green, Blue, Red or Yellow



#### DS DESK STOOL B30-910079

Round seat desk stool, easy to clean PU black leather.

##### Sizes:

Seat width – 400mm  
Seat depth – 400mm  
Gas height range – 450-570mm

##### Colours:

PU black leather.  
5 Star Base On Castors - Black



#### DS COUNTER STOOL B30-910080

Round seat desk stool, easy to clean PU black leather.

##### Sizes:

Seat width – 400mm  
Seat depth – 400mm  
Gas height range – 650-870mm

##### Colours:

PU black leather.  
5 Star Base On Castors - Black



#### TRACT STOOL B70-910078

Science/art stool designed with stability in mind.

##### Sizes:

450mm high  
500mm high  
550mm high  
650mm high

##### Colours:

Blue or Charcoal Seat



#### SCIENCE STOOL 430003

Specifically designed for Government CUA and Education sectors. Designed to offer maximum strength and durability with an angled front and rear legs to prevent tipping. Optional back rest. AFRDI Approved: Severe Commercial Rating Level 6.

##### Sizes:

580 mm, 640 mm or 710 mm H

##### Colours:

Black Frame with Grey PP Seat and Back.



#### LAB 100 STOOL

B20-910049

Classic lab/tech stool.  
Non-slip polyurethane seat and back -  
easy clean.  
Steel sub-frame.

##### Sizes:

Seat Size - 350mm diameter  
Seat Height - From 450 to 520mm

##### Colours:

Black and Steel



#### LAB 200 STOOL

B20-910050

Classic lab/tech stool with low back  
rest. Non-slip polyurethane seat and  
back - easy clean. Steel sub-frame.  
Adjustable Height foot-ring.

##### Sizes:

Seat Size - 340mm W x 260mm D  
Seat Height - From 590 to 840mm

##### Colours:

Black and Steel



#### LAB 300 TECH STOOL

B20-910048

Classic lab/tech stool with low back rest.  
Non-slip polyurethane seat and back -  
easy clean. Steel sub-frame. Adjustable  
Height foot-ring. Certified AFRDI Level 6.

##### Sizes:

Seat Size - 450mm W x 500mm H  
Seat Height - From 590 to 840mm

##### Colours:

Black and Steel



#### EC070BM DRAFTING CHAIR

B30-910058

Commercial Grade Medium Back  
Drafting Chair.

##### Features:

2 Lever Mechanism  
110 KG Weight Rating  
Gas Lift & Back Rest Adjustment

##### Colours:

Upholstered seat and Back - Black  
5 Star Base On Castors - Black  
Chrome Drafting Ring



# TABLES



## TABLE OF CONTENTS

- 115 | Student Tables
- 119 | Flip Top/ Stackable Tables
- 120 | Multipurpose Tables
- 122 | Coffee Tables
- 124 | Occasional Tables
- 125 | Desks and Workstations
- 128 | Meeting and Boardroom Tables

**DVA**  
Fabrications





# STUDENT TABLES



**DET2A CLASSROOM DESK**  
B50-DET2A

Melamine classroom desk with metal frame. Melamine top with ABS edging.

Sizes:  
450mm x 610mm x 710mm H

CUSTOMISATIONS	Custom Sizing	NO
	Adjustable Legs	NO
	Castors	NO

Colours:  
Seal Grey  
CUAFRN2017 contract item



**DET2B CLASSROOM DESK**  
B50-DET2B

Melamine classroom desk with metal frame. Melamine top with ABS edging.

Sizes:  
610mm x 610mm x 710mm H

CUSTOMISATIONS	Custom Sizing	NO
	Adjustable Legs	NO
	Castors	NO

Colours:  
Seal Grey  
CUAFRN2017 contract item



**STUDENT TABLE WITH TRAYS**  
B50-441017

Rectangular student table with tray rails and two plastic trays. Melamine top with ABS edging and metal frame.

Sizes:  
1200mm x 600mm  
Heights: 520, 575, 620, 680, 710

CUSTOMISATIONS	Custom Sizing	NO
	Adjustable Legs	NO
	Castors	NO

Colours:  
Seal Grey  
CUAFRN2017 contract item



**FLEXI T LEG DESK**  
441016

Available as a single or a double desk. Fully welded, powder coated frames, made in WA.

Sizes:  
600mm x 600mm x Any height\*  
1200mm x 600mm x Any height\*  
\*See our recommended height chart

CUSTOMISATIONS	Custom Sizing	NO
	Adjustable Legs	NO
	Castors	NO

Colours:  
Top: Laminex Melamine Range A and B  
Legs: Powdercoating Range A and B





### SWAY TABLE 441001

Versatile melamine wave shaped table on a 4-leg metal frame. Can be used on their own or in a group formation.

**Sizes:**  
1200mm x 600mm x 720mm H  
Other heights available.

CUSTOMISATIONS	Custom Sizing	YES
	Adjustable Legs	YES
	Castors	YES (2)

**Colours:**  
Top: Laminex Melamine Range A and B  
Legs: Powdercoating Range A and B



### KINK TABLE 441004

Versatile melamine kink shaped table on a 4-leg metal frame. Can be used on their own or in a group formation.

**Sizes:**  
900mm Dia x 720mm H.  
Other heights available.

CUSTOMISATIONS	Custom Sizing	YES
	Adjustable Legs	YES
	Castors	YES

**Colours:**  
Top: Laminex Melamine Range A and B  
Legs: Powdercoating Range A and B



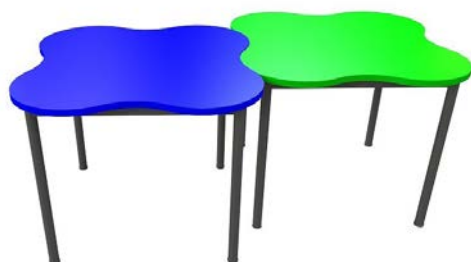
### PUDDLE TABLE 441005

Versatile melamine puddle shaped table on a 4-leg metal frame. Can be used on their own or in a group formation.

**Sizes:**  
800mm x 800mm x 720mm H  
Other heights available.

CUSTOMISATIONS	Custom Sizing	YES
	Adjustable Legs	YES
	Castors	YES

**Colours:**  
Top: Laminex Melamine Range A and B  
Legs: Powdercoating Range A and B



### TRAPEZIUM TABLE 441007

Versatile melamine trapezium table on a 4-leg metal frame. Can be used on their own or in a group formation.

**Sizes:**  
1200mm x 600mm x 720mm H  
Other heights available.

CUSTOMISATIONS	Custom Sizing	YES
	Adjustable Legs	YES
	Castors	YES

**Colours:**  
Top: Laminex Melamine Range A and B  
Legs: Powdercoating Range A and B



### HALF CIRCLE TABLE

441011

Versatile melamine half circle table on a 4-leg metal frame. Other heights available.

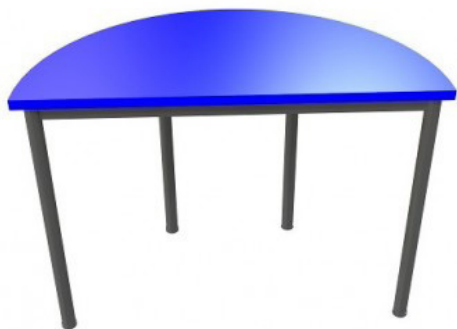
Sizes:

900mm Dia x 720mm H.

CUSTOMISATIONS	Custom Sizing	YES
	Adjustable Legs	YES
	Castors	YES

Colours:

Top: Laminex Melamine Range A and B  
Legs: Powdercoating Range A and B



### PEANUT TABLE

441012

Versatile melamine peanut shaped table on a 4-leg metal frame. Other heights available.

Sizes:

1200mm x 600mm x 720mm H

CUSTOMISATIONS	Custom Sizing	YES
	Adjustable Legs	YES
	Castors	YES

Colours:

Top: Laminex Melamine Range A and B  
Legs: Powdercoating Range A and B



### TUBBY TABLE

441002

Uniquely shaped table perfect for classroom use and play. On a 4-leg metal frame. Other heights available.

Sizes:

1800mm x 1200mm x 550mm H

CUSTOMISATIONS	Custom Sizing	YES
	Adjustable Legs	YES
	Castors	YES

Colours:

Top: Laminex Melamine Range A and B  
Legs: Powdercoating Range A and B



### QUADI TABLE

441015

Versatile melamine quad shaped table on a 4-leg metal frame. Can be used on their own or in a group formation. Other heights available.

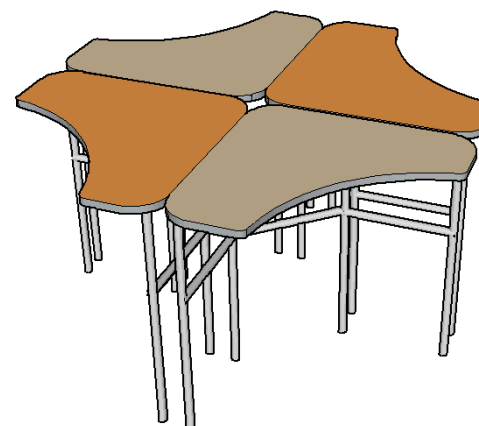
Sizes:

700mm x 700mm x 720mm H

CUSTOMISATIONS	Custom Sizing	NO
	Adjustable Legs	NO
	Castors	YES

Colours:

Top: Laminex Melamine Range A and B  
Legs: Powdercoating Range A and B



## RECTANGULAR TABLE

441008

Versatile melamine rectangular table on a 4-leg metal frame. Other heights available.

### Sizes:

Small - 1200mm x 600mm x 720mm H

Large - 1500mm x 750mm x 720mm H

Wide - 1500mm x 900mm x 720mm H

CUSTOMISATIONS

Custom Sizing	YES
Adjustable Legs	YES
Castors	YES

### Colours:

Top: Laminex Melamine Range A and B

Legs: Powdercoating Range A and B



## SQUARE TABLE

441010

Versatile melamine square table on a 4-leg metal frame. Other heights available.

### Sizes:

Small - 750mm x 750mm x 720mm H

Large - 900mm x 900mm x 720mm H

CUSTOMISATIONS

Custom Sizing	YES
Adjustable Legs	YES
Castors	YES

### Colours:

Top: Laminex Melamine Range A and B

Legs: Powdercoating Range A and B



## OVAL TABLE

441009

Versatile melamine oval table on a 4-leg metal frame. Other heights available.

### Sizes:

1800mm x 900mm x 720mm H.


CUSTOMISATIONS

Custom Sizing	YES
Adjustable Legs	YES
Castors	YES

### Colours:

Top: Laminex Melamine Range A and B

Legs: Powdercoating Range A and B



## ROUND TABLE

441006

Versatile melamine round table on a 4-leg metal frame. Other heights available.

### Sizes:

700mm Dia x 720mm H.

CUSTOMISATIONS

Custom Sizing	YES
Adjustable Legs	YES
Castors	YES

### Colours:

Top: Laminex Melamine Range A and B

Legs: Powdercoating Range A and B





# FLIP TOP/STACKABLE TABLES



**FLIP TOP TABLE**  
441013

High quality melamine flip top table. Easy and safe to operate, 2 hand handle mechanism and locking castors.

**Sizes:**  
1500mm x 750mm x 750mm H  
1800mm x 750mm x 750mm H

**Custom Sizing:** YES

**Colours:**  
Top: Laminex Melamine Range A and B  
Frame: Black and Polished Aluminium



**STAINLESS STEEL FLIP TOP TABLE**  
441030

High quality stainless steel flip top table. Easy and safe to operate, 2 hand handle mechanism and locking castors.

**Sizes:**  
1500mm x 750mm x 750mm H

**Custom Sizing:** YES

**Colours:**  
Top: Stainless Steel  
Frame: Black and Polished Aluminium



**HUDDLE FLIP TOP TABLE**  
441021

Cloud shaped flip top table. Writeable high gloss top. Ideal for collaborate learning spaces.

**Sizes:**  
800mm x 1750mm x 750H

**Custom Sizing:** NO

**Colours:**  
Top: White High Gloss - Writeable  
Frame: White



**STACKABLE TABLE**  
446004/5

Stackable tables with a quick release folding table top mechanism. Modern aluminium bases stack into each other for space saving storage.



**Sizes:**  
Square - 700mm x 700mm x 735mm H  
Round - 800mm Dia x 735mm H

**Custom Sizing:** YES

**Colours:**  
Top: Laminex Melamine Range A and B  
Base: Chrome



# MULTIPURPOSE TABLES

## ART BENCH 441049



Standing height workstation. Added crossbar for stability. Perfect for use in classrooms and art rooms.

Sizes:  
1500mm x 900mm x 900mm H

CUSTOMISATIONS		
Custom Sizing	YES	
Adjustable Legs	NO	
Castors	YES	

Colours:  
Top: Laminex Melamine Range A and B or Stainless Steel  
Legs: Powdercoating Range A and B

## JELLYBEAN MOBILE WORKSTATION 441015



Standing height workstation on lockable castors. Suitable for any classroom or STEM activity.

Sizes:  
1500mm x 1000mm x 1000mm H

CUSTOMISATIONS		
Custom Sizing	YES	
Adjustable Legs	NO	
Castors	YES	

Colours:  
Top: Laminex Melamine Range A and B  
Legs: Powdercoating Range A and B

## CREATIVE TABLE 446001



Round high gloss white table top with black frame on lockable castors. Other heights available.

Sizes:  
900mm Dia x 720mm H

CUSTOMISATIONS		
Custom Sizing	NO	
Adjustable Legs	YES	

Colours:  
Top: Writeable gloss - white  
Legs: Powdercoating Range A and B

## MOBILE TEACHERS DESK 446010



Portable teachers desk with modesty screen. Melamine top with fully welded frame. On lockable castors.

Sizes:  
900mm x 450mm x 720mm H

CUSTOMISATIONS		
Custom Sizing	YES	
Adjustable Legs	YES	

Colours:  
Top: Laminex Melamine Range A and B  
Legs: Powdercoating Range A and B

## INTERVENTION TABLE

441014

Curved table with 'bite'. Allows for intensive student/teacher collaboration.

Sizes:  
1800mm x 900mm x Any height

CUSTOMISATIONS	Custom Sizing	NO
	Adjustable Legs	YES
	Castors	YES

Colours:  
Top: Laminex Melamine Range A and B  
Legs: Powdercoating Range A and B



## FLEXI ACTIVITY BENCH

853011

Flexible mobile bench with tote box storage. Writable top for group learning activities. On lockable castors. Tubs sold separately.

Sizes:  
Single Sided: 1200mm x 930mm x 900mm H

Custom Sizing: YES

Colours:  
Top: Writeable gloss - white  
Storage: Laminex Melamine Range A and B  
Trays: Clear, Red, Dark Blue, Light Blue, Green or Yellow.



## LAPTOP TABLE

446001

Light weight table specifically designed for digital device use.

Sizes:  
480mm x 400mm x 720mm H

CUSTOMISATIONS	Custom Sizing	NO
	Adjustable Legs	NO
	Castors	NO

Colours:  
Top: Laminex Melamine Range A and B  
Legs: Powdercoating Range A and B



## SLICE/WEDGE TABLE SET

441020/153001

Round table with four wedge shaped ottomans.

Sizes:  
Slice: 1000mm Dia x 720mm H  
Wedge: 700mm Dia x 520mm H

Custom Sizing: NO

Colours:  
Table: Laminex Melamine Range A and B  
Ottomans: Fabric or Vinyl Range A and B





# COFFEE TABLES



**CLEO COFFEE TABLE**  
446002

Square coffee table with rounded corners. WA made with fully welded frame and melamine top.

**Sizes:**  
600mm x 600mm x 450mm H

**Custom Sizing: YES**

**Colours:**  
Top: Laminex Melamine Range A  
Base: Powdercoating colours Range A



**DELPHI COFFEE TABLE**  
910009

Round coffee table with base 4 star timber legs.

**Sizes:**  
600mm Dia x 400mm H

**Custom Sizing: YES**

**Colours:**  
Top: Laminex Melamine Range A  
Base: Ash Timber



**COFFEE TABLE OTTOMAN**  
446003

Round melamine and fabric coffee table ottoman. Melamine top with material surrounds. Mobile on lockable castors.

**Sizes:**  
500mm Dia x 450mm H

**Custom Sizing: NO**

**Colours:**  
Top: Laminex Melamine Range A  
Sides: Fabric or Vinyl Range A



08 9206 2257

| [sales@dvawa.com.au](mailto:sales@dvawa.com.au)

| [www.dvawa.com.au](http://www.dvawa.com.au)

**DVA**  
Fabrications



#### OCCASIONAL TABLE 446006

Round occasional table. Full melamine construction. Compliments the office furniture range.

**Sizes:**  
900mm Dia x 730mm H  
1200mm Dia x 730mm H

**Custom Sizing:** NO

**Colours:**  
Laminex Melamine Range A and B



#### SASSY COFFEE TABLE 662016

Round coffee table with metal cross base. WA made with fully welded frame and melamine top.

**Sizes:**  
600mm Dia x 450mm H

**Custom Sizing:** YES

**Colours:**  
Top: Laminex Melamine Range A and B  
Base: Powdercoating Range A and B



#### MEEK COFFEE TABLE 446003

Round or Oval coffee table with metal base. Fully welded frame made in WA.

**Sizes:**  
Round: 600mm Dia x 450mm H  
Oval: 900mm Dia x 250mm H

**Custom Sizing:** NO

**Colours:**  
Top: Laminex Melamine Range A and B  
Base: Powdercoating Range A and B



#### MADY COFFEE TABLE 446009

Round coffee table with 4 pronged aluminium base.

**Sizes:**  
600mm Dia x 485mm H

**Custom Sizing:** YES

**Colours:**  
Top: Laminex Melamine Range A and B  
Base: Black

# OCCASIONAL TABLES



**4 STAR ROUND OCCASIONAL TABLE**  
920003

Round melamine top with metal 4-star base.

**Sizes:**  
900mm Dia x 730mm H  
1200mm Dia x 730mm H

**Custom Sizing:** YES

**Colours:**  
Top: Laminex Melamine Range A  
Legs: White, Black or Silver



**FLAT BASE ROUND OCCASIONAL TABLE**  
920004

Round melamine top with metal round flat base.

**Sizes:**  
Diameters: 600mm, 900mm or 1200mm  
Heights: 455mm, 755mm or 1050mm

**Custom Sizing:** YES

**Colours:**  
Top: Laminex Melamine Range A  
Legs: White, Black or Stainless Steel



**TYPHOON ROUND TABLE**  
920019

Round melamine top with metal 4 star typhoon base.

**Sizes:**  
900mm Dia x 750mm H  
1200mm Dia x 750mm H

**Custom Sizing:** YES

**Colours:**  
Top: Laminex Melamine Range A  
Legs: Black with Chrome Feet

08 9206 2257  
sales@dvawa.com.au  
www.dvawa.com.au



**PARENT CONSOLE/WRITING TABLE**  
441022

Melamine table with 4 draws and 4 legs. Standing height to allow for users to fill out forms etc.

**Sizes:**  
1500mm x 460mm x 930mm H

**Custom Sizing:** YES

**Colours:**  
Top: Laminex Melamine Range A  
Legs: Powdercoating colours Range A



# DESKS AND WORKSTATIONS



**CLASSIC OFFICE DESK**  
441040

Single Sided Melamine desk with modesty panel.

**Sizes:**  
1800mm W x 900mm D x 730mm H  
1800mm W x 750mm D x 730mm H  
1500mm W x 750mm D x 730mm H  
1200mm W x 600mm D x 730mm H

**Custom Sizing:** YES

**Colours:**  
Laminex Melamine Range A and B



**CLASSIC WORKSTATION**  
441041

Melamine corner workstation - 3 piece construction.

**Sizes:**  
1800mm x 1800mm x 600mm D x 730mm H  
1800mm x 1500mm x 600mm D x 730mm H  
1500mm x 1500mm x 600mm D x 730mm H  
1200mm x 1800mm x 600mm D x 730mm H  
1200mm x 1500mm x 600mm D x 730mm H  
1200mm x 1200mm x 600mm D x 730mm H

**Custom Sizing:** YES

**Colours:**  
Laminex Melamine Range A and B



**EDGE DESK**  
441034

Single Sided Workstation with scallop edge (no screen) and loop legs.

**Sizes:**  
1200mm W x 750mm D x 730mm H  
1500mm W x 750mm D x 730mm H  
1800mm W x 750mm D x 730mm H

**Custom Sizing:** YES

**Colours:**  
Frame: White or Black  
Top: Laminex Melamine Range A and B



**EDGE WORKSTATION**  
441035

Single Sided Corner Workstation with scallop edge (no screen) and loop legs.

**Sizes:**  
1500mm x 1500mm x 750mm x 730mm H  
1800mm x 1500mm x 750mm x 730mm H  
1800mm x 1800mm x 750mm x 730mm H

**Custom Sizing:** YES

**Colours:**  
Frame: White or Black  
Top: Laminex Melamine Range A and B



#### CONTOUR DESK 441031

Single Sided Workstation with scallop edge (no screen) and straight legs.

##### Sizes:

1200mm W x 750mm D x 730mm H  
1500mm W x 750mm D x 730mm H  
1800mm W x 750mm D x 730mm H

Custom Sizing: **YES**

##### Colours:

Frame: White or Black  
Top: Laminex Melamine Range A and B



#### CONTOUR WORKSTATION 441032

Single Sided Corner Workstation with scallop edge (no screen) and straight legs.

##### Sizes:

1800mm x 1800mm x 750mm D x 730mm H  
1800mm x 1500mm x 750mm D x 730mm H  
1500mm x 1500mm x 750mm D x 730mm H

Custom Sizing: **YES**

##### Colours:

Frame: White or Black  
Top: Laminex Melamine Range A and B



#### CONTOUR ADJUSTABLE DESK 441033

Contour height adjustable standalone workstation.


3 Stage Legs - Dual Motors - Built In Anti-Collision Mechanism 100kg Weight Capacity.

##### Sizes:

Height adjustable 645mm-1275mm  
Span: 1200mm to 2000mm  
Depth: 600mm to 800mm

##### Colours:

Frame: White or Black  
Top: Laminex Melamine Range A and B





#### MODEST DESK 441036

Single Sided Workstation with Modesty Panel.

**Sizes:**  
1800mm W x 700mm D x 730mm H  
1500mm W x 700mm D x 730mm H  
1200mm W x 700mm D x 730mm H

**Custom Sizing:** YES

**Colours:**  
Frame: Silver, White or Black  
Top: Laminex Melamine Range A and B



#### MODEST WORKSTATION 441037

Single Sided Corner Workstation with Modesty Panels.

**Sizes:**  
1800mm x 1800mm x 700mm D x 730mm H  
1800mm x 1500mm x 700mm D x 730mm H  
1500mm x 1500mm x 700mm D x 730mm H  
1800mm x 1200mm x 700mm D x 730mm H

**Custom Sizing:** YES

**Colours:**  
Frame: Silver, White or Black  
Top: Laminex Melamine Range A and B



#### MODEST ADJUSTABLE DESK 441028

Open Height Adjustable Workstation. Dual Motors - Built In Anti-Collision Mechanism 100kg Weight Capacity.

**Sizes:**  
Height adjustable 685 - 1205mm  
1200mm to 2000mm span and 600mm to 800mm Depth  
Straight or Corner tops available

**Colours:**  
Frame: White or Black  
Top: Laminex Melamine Range A and B



#### VIDA HEIGHT ADJUSTABLE DESK 441027

Height Adjustable Desk with panelled legs and modesty panel. Includes a memory controller with 3 pre-sets and sedentary alert for ease of use and a built-in anti-collision mechanism for safety.

**Sizes:**  
Height adjustable 685 - 1205mm  
Top: 1800mm x 750mm

**Custom Sizing:** YES

**Colours:**  
Laminex Melamine Range A and B



# MEETING/BOARDROOM



**CLASSIC BOARDROOM TABLE**  
441042/3

Rectangular melamine boardroom table with centre panel.

**Sizes:**  
2400mm x 1200mm x 730mm H  
3200mm x 1200mm x 730mm H

**Custom Sizing:** YES

**Colours:**  
Laminex Melamine Range A and B



**MODULAR MEETING TABLE**  
441042

Modular mobile flip top stackable tables form many configurations, suiting any meeting space. Joining clips available for purchase.

**Sizes:**  
1500mm x 3000mm x 730mm H  
Each Table: 1500mm x 750mm x 730mm H

**Custom Sizing:** YES

**Colours:**  
Top: Laminex Melamine Range A and B  
Base: Black and Silver



**BELLA BOARDROOM TABLE**  
441019

Sleek rectangular boardroom table with oval shape legs, fully welded and powdercoated.

**Sizes:**  
1800mm W x 900mm D x 750mm H

**Custom Sizing:** YES

**Colours:**  
Frame: Powdercoating Range A and B  
Top: Laminex Melamine Range A and B



**BELLA ROUND MEETING TABLE**  
441018

Sleek round meeting table with oval shape legs, fully welded and powdercoated.

**Sizes:**  
1200mm Dia x 720mm H

**Custom Sizing:** YES

**Colours:**  
Frame: Powdercoating Range A and B  
Top: Laminex Melamine Range A and B





#### RAPID AIR BOARDROOM TABLE 441044

Rectangular melamine boardroom table with polished aluminium legs.

**Sizes:**  
2400mm x 1200mm x 750mm H  
3200mm x 1200mm x 750mm H\*  
\*2-piece top

Custom Sizing: **YES**

**Colours:**  
Frame: Polished aluminium  
Top: Laminex Melamine Range A and B



#### TYPHOON BOARDROOM TABLE 441045

Rectangular melamine boardroom table with black and chrome legs.

**Sizes:**  
2400mm x 1200mm x 750mm H  
3200mm x 1200mm x 750mm H\*  
\*2-piece top

Custom Sizing: **YES**

**Colours:**  
Frame: Black and Chrome  
Top: Laminex Melamine Range A and B



#### METAL FRAME MEETING TABLE 441046

Rectangular melamine boardroom table with silver legs.

**Sizes:**  
1800mm x 900mm x 705mm H  
1800mm x 750mm x 705mm H

Custom Sizing: **YES**

**Colours:**  
Frame: Silver  
Top: Laminex Melamine Range A and B



#### RAPID EDGE FOLDING TABLE 441047

Rectangular folding boardroom table with black and silver legs and castors.

**Sizes:**  
2400mm x 1000mm x 743mm H

Custom Sizing: **YES**

**Colours:**  
Frame: Black and Polished Aluminium  
Top: Laminex Melamine Range A and B

# CONTACT

## Phone

(08) 9206 2257

## Email

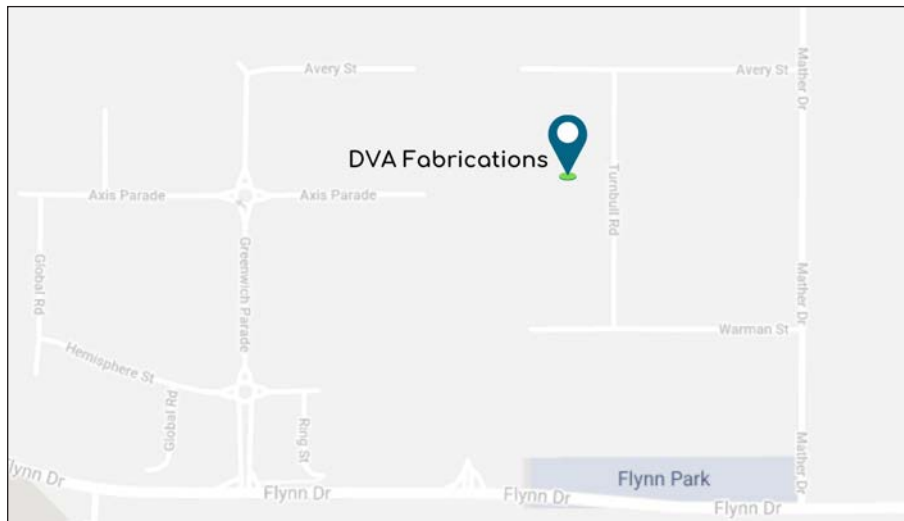
[sales@dvawa.com.au](mailto:sales@dvawa.com.au)

## Address

Unit 12, 25 Turnbull Road,  
Neerabup, WA 6031

## Postal Address

PO Box 1177,  
Joondalup, WA 6919



If you haven't seen anything that suits your needs, get in contact with us and we will do our best to find the right furniture solution for you!

**DVA**  
Fabrications